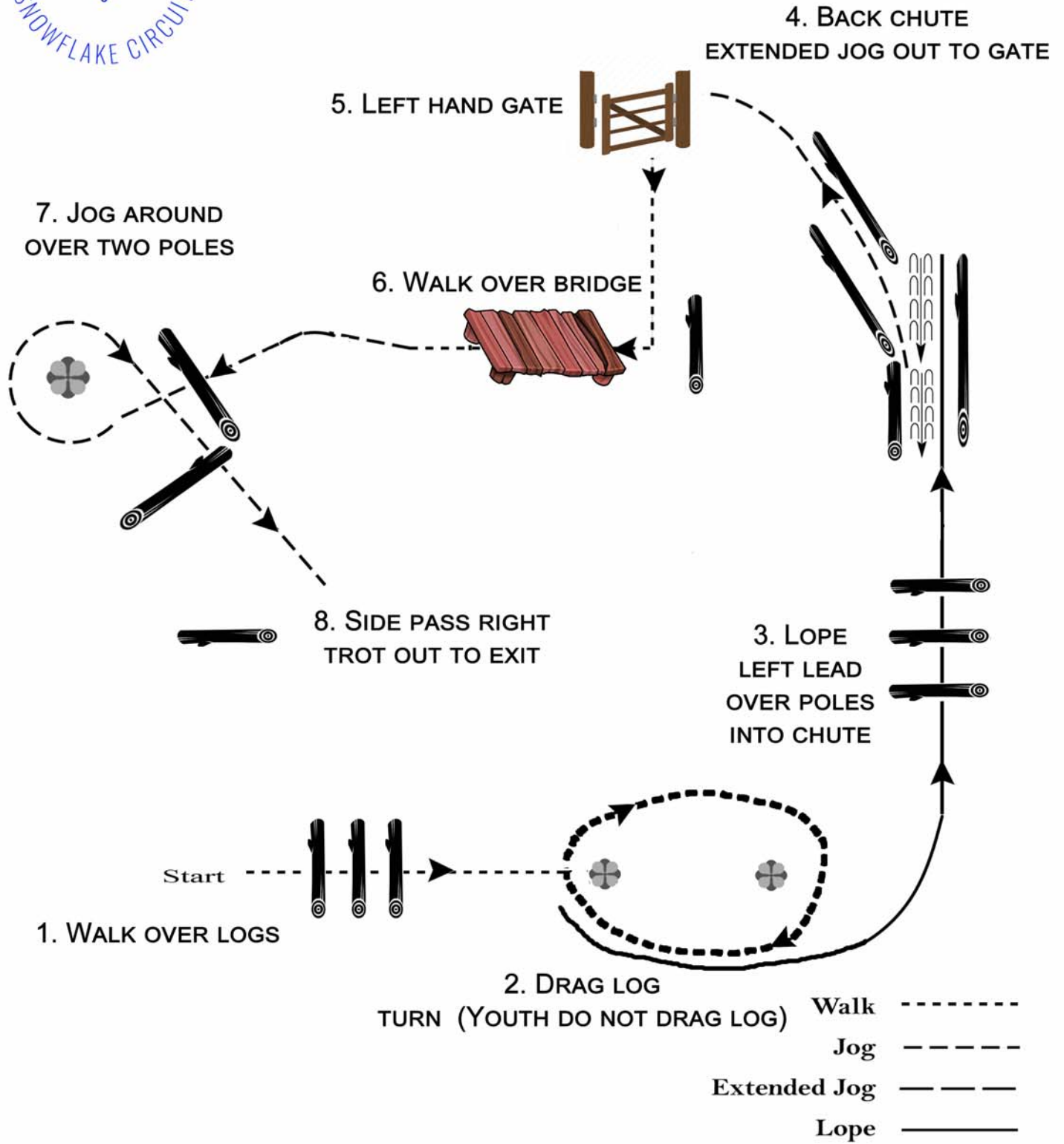




# RANCH TRAIL THURSDAY





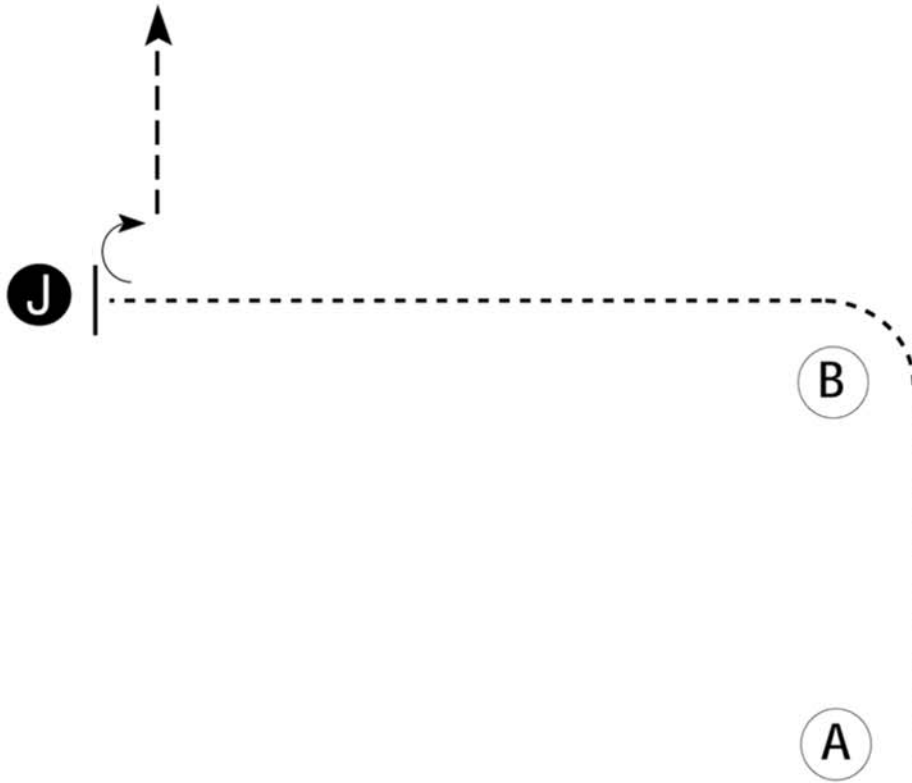
# IQHA Snowflake Circuit

Showmanship 9 & Under

Thursday, February 15, 2024

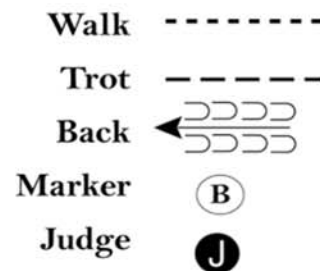
www.HorseShowPatterns.com

www.HorseShowPatterns.com



Be ready at A.

1. Trot from A to B.
2. At B, walk to judge.
3. Stop and set up for inspection.
4. When dismissed, turn 90 degrees and trot away from judge.
5. Follow the instructions of your ring steward.



[S/WT-12]

Pattern Provided by:



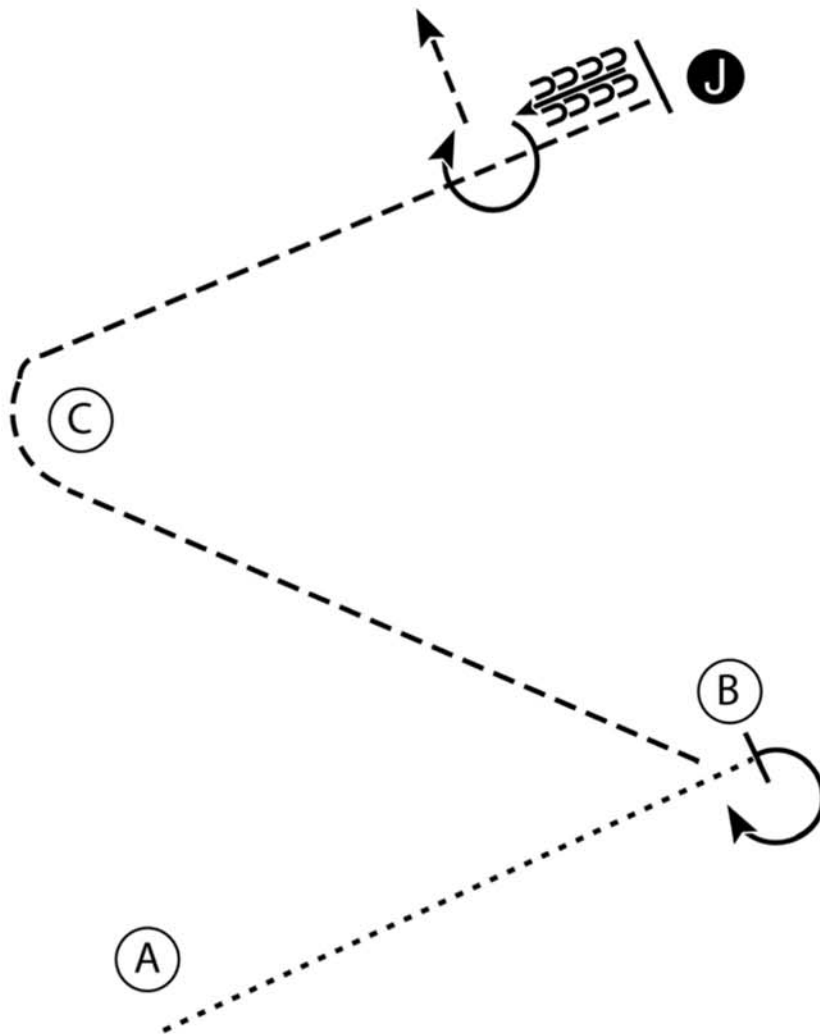
# IQHA Snowflake Circuit

Showmanship All Breed, Level 1, Youth, Amateur

Thursday, February 15, 2024

W W W . H o r s e S h o w P a t t e r n s . c o m

W W W . H o r s e S h o w P a t t e r n s . c o m



1. Begin at A. Walk from A to B.
2. Stop and perform a 245 degree turn.
3. Trot around C to the Judge. Set up for inspection.
4. When dismissed back four steps and perform a 270 degree turn.
5. Trot to the line-up.

Walk	.....
Trot	-----
Back	←.....
Marker	ⓑ
Judge	ⓙ

[S/3-6]

Pattern Provided by:



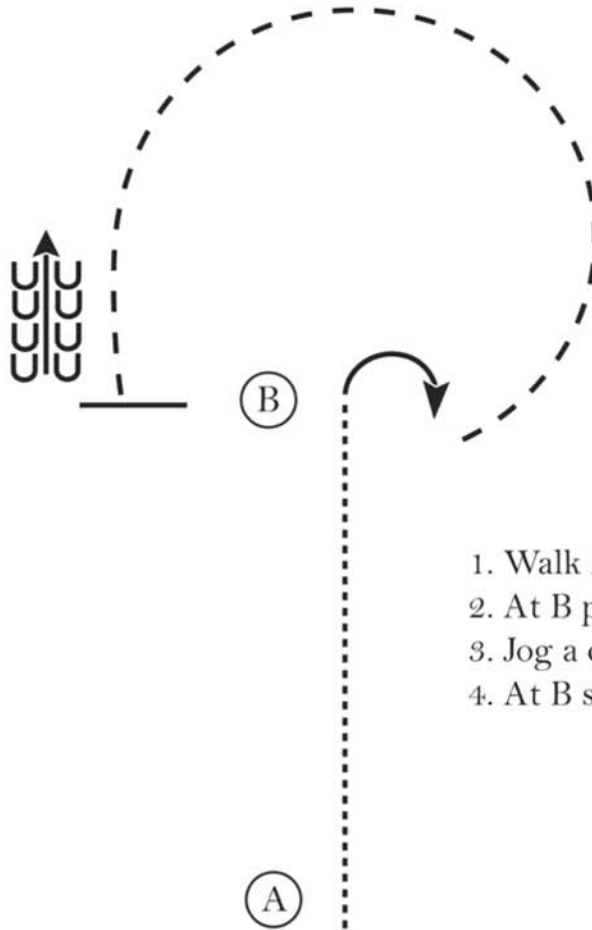
# IQHA Snowflake Circuit

## Walk Trot Horsemanship

Thursday, February 15, 2024

www.HorseShowPatterns.com

www.HorseShowPatterns.com



1. Walk A to B
2. At B perform a 90 degree turn to the right
3. Jog a circle around B
4. At B stop and back 4 steps

Walk	.....
Jog	-----
Extended Jog	- - - - -
Lope	—————
Leg Yield	
Lead Change	///
Back	←←←←
Marker	(B)
Sidepass	- - - - -

[WH/WT-7]

Pattern Provided by:



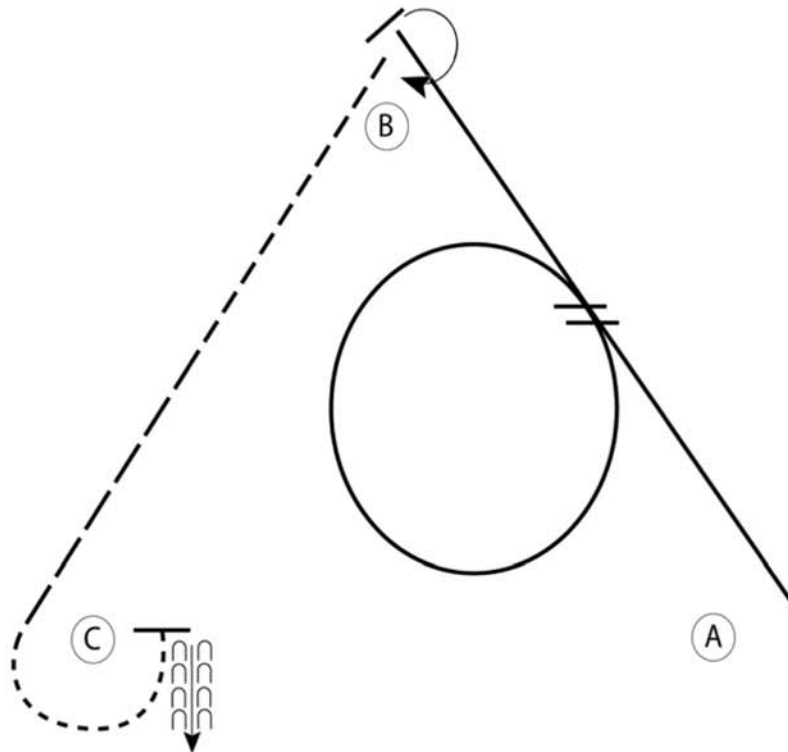
# IQHA Snowflake Circuit

All Horsemanship except Walk Trot

Thursday, February 15, 2024

www.HorseShowPatterns.com

www.HorseShowPatterns.com




Be ready at A.

1. Lope on the left lead towards B.
2. Halfway between A and B lope a circle to the left on the left lead.
3. Half way between A and B perform a simple lead change.
4. Lope past B. Stop and perform a 225 degree turn to the right.
5. Jog towards C.
6. Halfway between B and C extend the jog.
7. At C walk, walk around C.
8. At C stop and back approximately one horse length. Follow the instructions of your ring steward.

<b>Walk</b>	-----
<b>Jog</b>	-----
<b>Extended Jog</b>	-----
<b>Lope</b>	—————
<b>Leg Yield</b>	
<b>Lead Change</b>	↘
<b>Back</b>	← ⏏ ⏏
<b>Marker</b>	⊙ B
<b>Sidepass</b>	←-----→

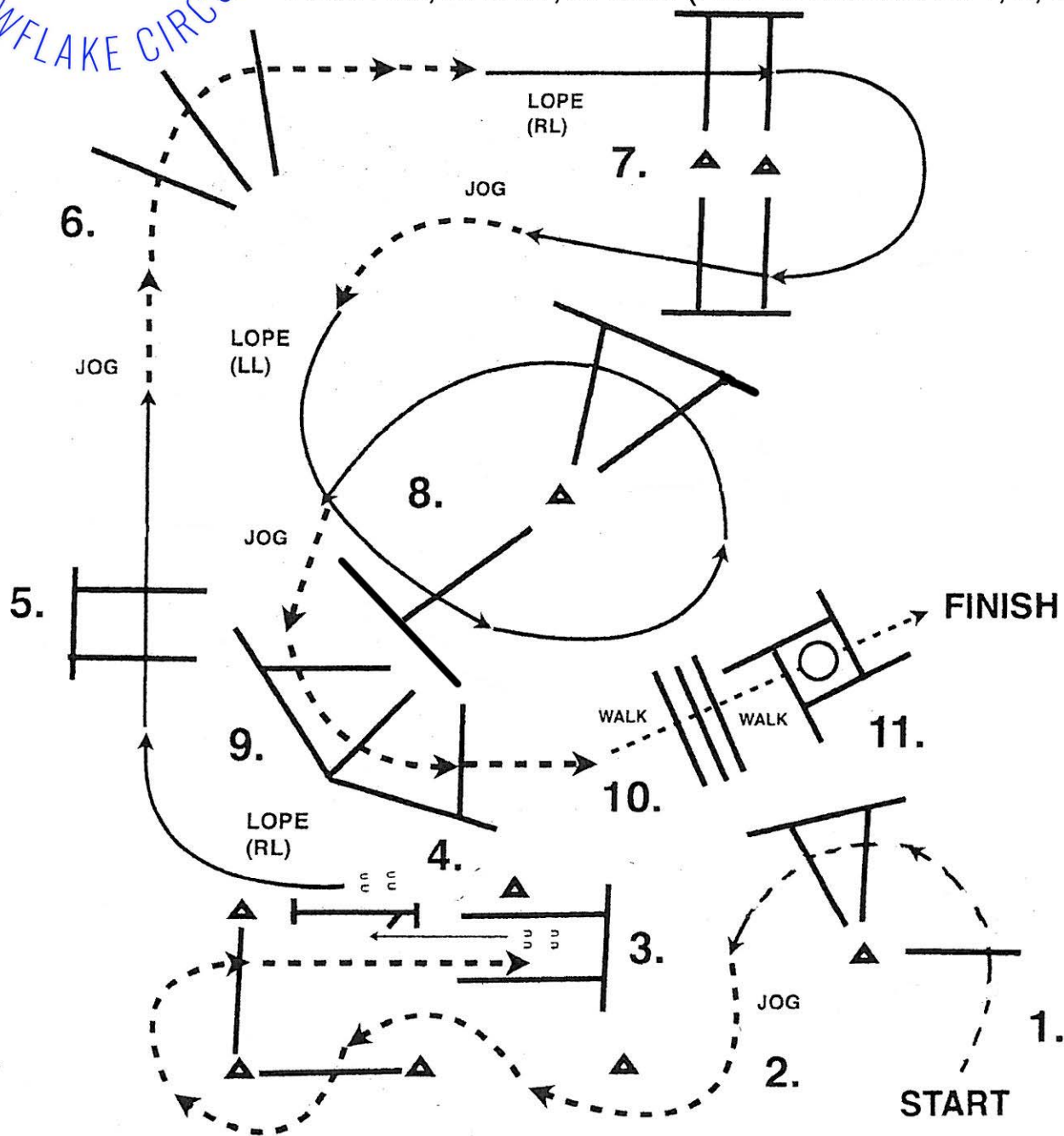
[WH/3-3]

Pattern Provided by:



# TRAIL FRIDAY

WALK TROT (JOG WHERE LOPE)  
 LEVEL 1, JUNIOR, YOUTH, ALL BREED  
 AMATEUR, SELECT, SENIOR (RAISED OBSTACLES 1, 6, 9, 10)



1. JOG OVER POLES.
2. JOG THRU SERPENTINE, JOG INTO CHUTE.
3. STOP MINIMUM STIRRUP TO CONE, THEN BACK TO GATE.
4. GATE: LH RIDE THRU CLOSE.
5. LOPE OVER POLES (RL).
6. JOG OVER POLES.
7. LOPE OVER POLES (RL).

8. BREAK TO JOG, THEN LOPE OVER POLES (LL).
9. JOG OVER POLES.
10. STOP OR BREAK TO WALK, WALK OVER POLES.
11. WALK INTO BOX, 360 TURN EITHER WAY, WALK OUT BOX.

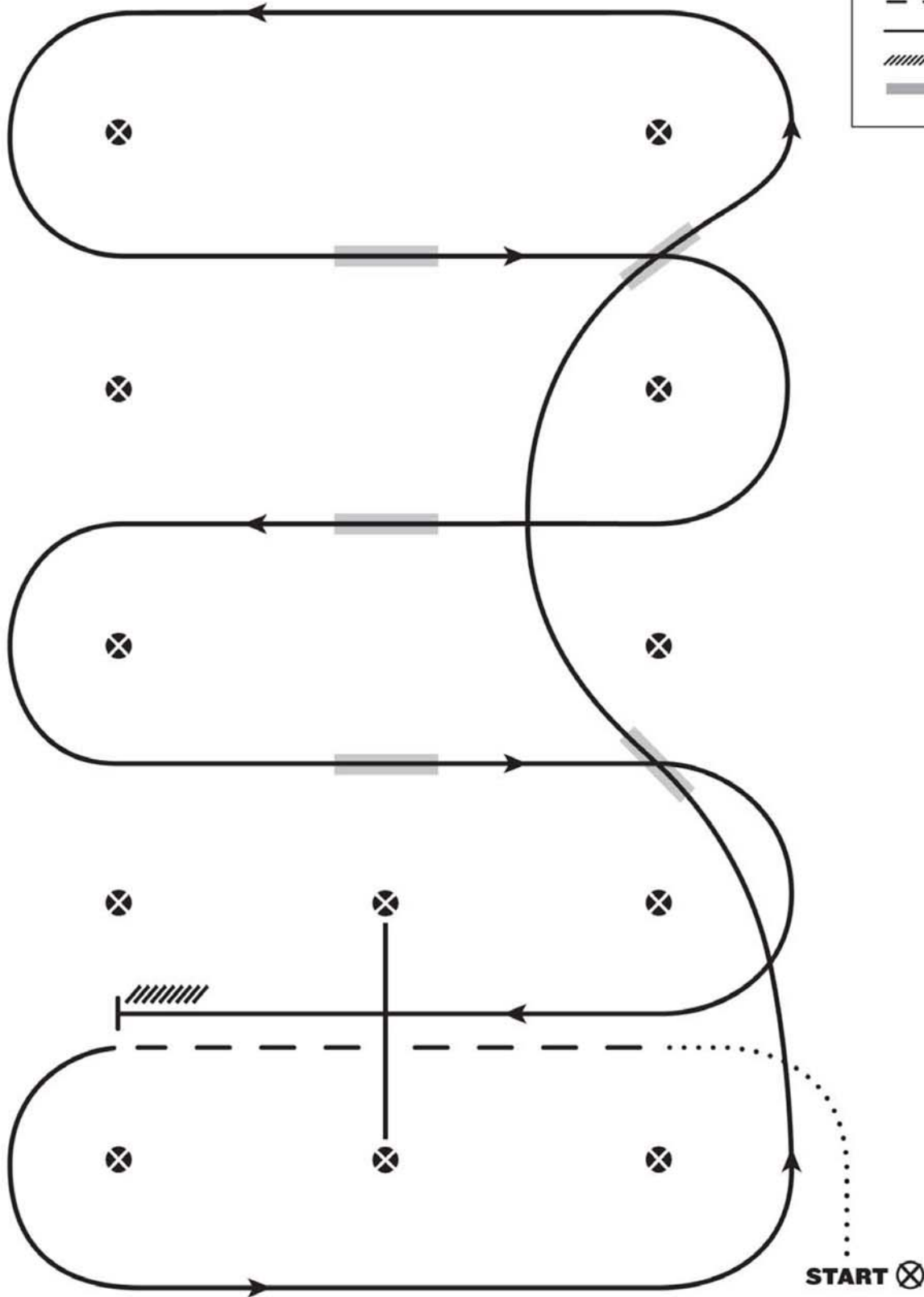


# LEVEL I WESTERN RIDING PATTERN 9

Friday, February 16, 2024

## LEGEND

.....	Walk
- - -	Jog
————	Lope
///////	Back
■	Lead Changing Area



1. Walk at least 15 feet from start cone to the first marker, as drawn, transition to jog, jog over log.
2. Transition to the lope left lead & lope around end
3. First line change
4. Second line change, lope around the end of arena
5. First crossing change
6. Second crossing change
7. Third crossing change
8. Lope over log
9. Lope, stop & back

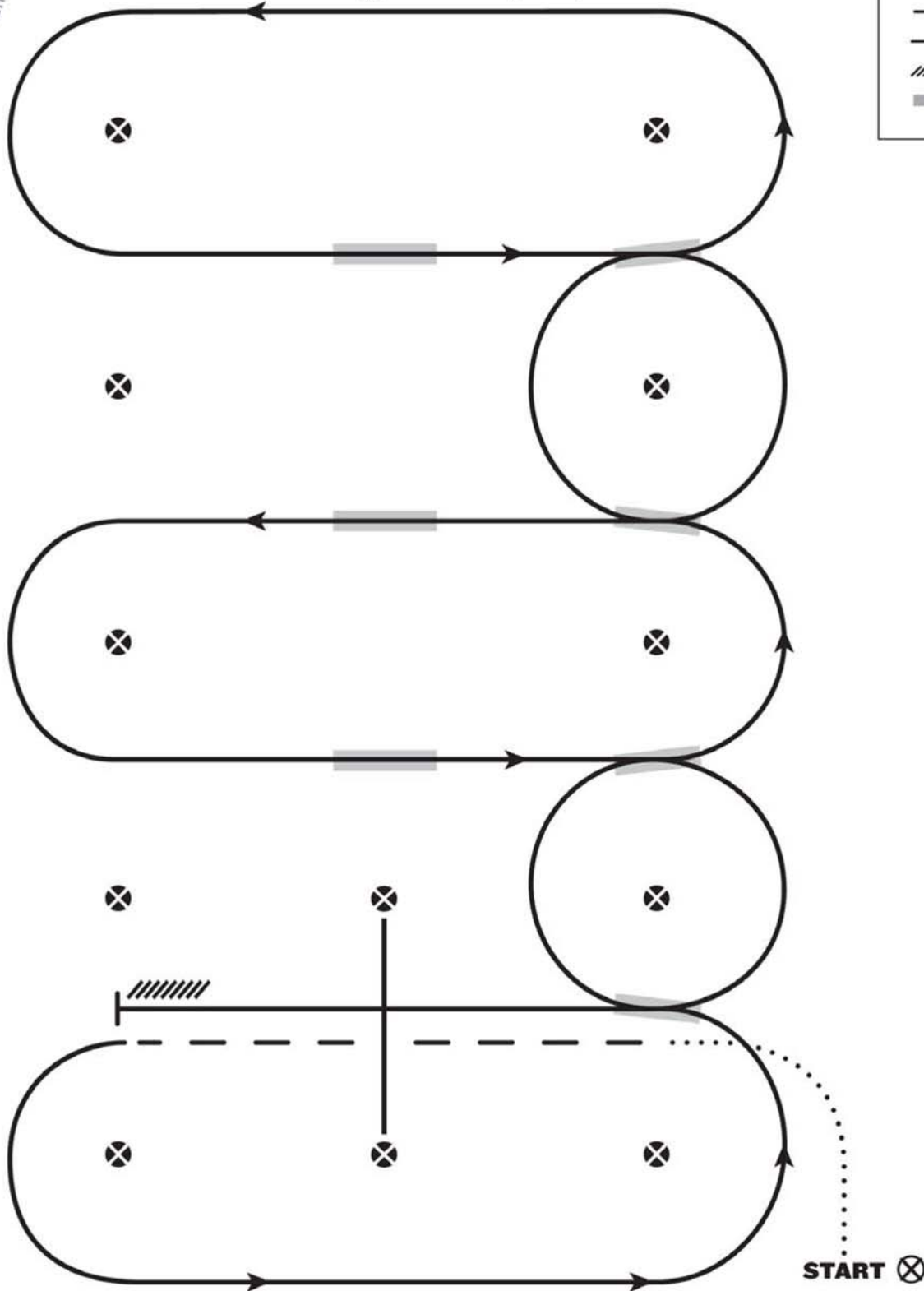


# WESTERN RIDING - PATTERN 9

Friday, February 16, 2024

## LEGEND

.....	Walk
- - -	Jog
————	Lope
//////	Back
■	Lead Changing Area



1. Walk at least 15 feet from start cone to the first marker, as drawn, transition to jog, jog over log.
2. Transition to the lope left lead
3. First line change
4. Second line change
5. Third line change
6. Fourth line change
7. First crossing change
8. Second crossing change
9. Third crossing change
10. Lope over log
11. Lope, stop & back





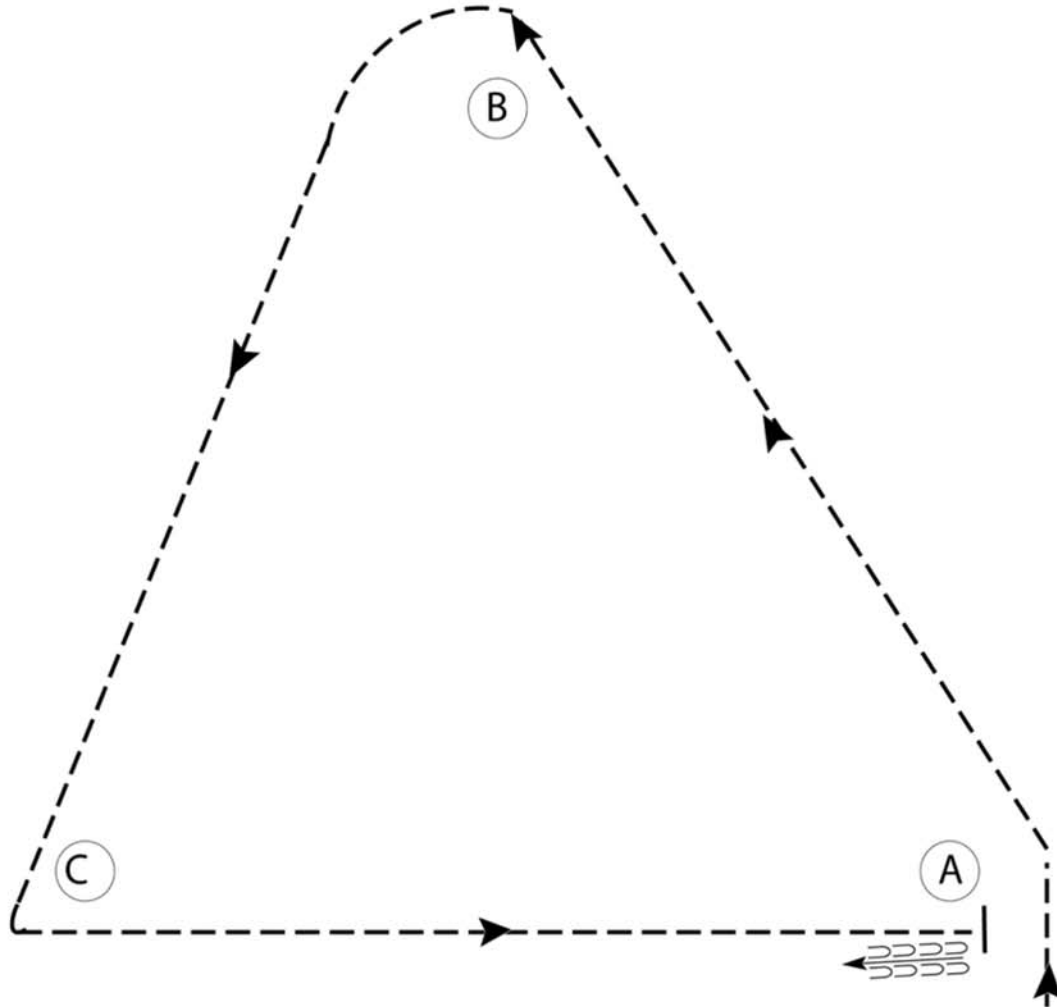
# IQHA Snowflake Circuit

Walk Trot Hunt Seat Equitation

Friday, February 16, 2024

www.HorseShowPatterns.com

www.HorseShowPatterns.com



Be ready before A.

1. Sitting trot to A.
2. Trot on the right diagonal from A to B.
3. Sitting trot from B to C.
4. Posting trot on the left diagonal from C to A.
5. Halt at A and back approximately one horse length.
6. Follow the instructions of your ring steward.

Walk	-----
Trot	- - - - -
Extended Trot	— — — —
Canter	—————
Leg Yield	
Lead/ Diag Change	— / —
Back	← ← ← ← ←
Marker	⊙
Sidepass	← ← ← ← ←
Hand Gallop	—————

[HSE/WT-54]

Pattern Provided by:



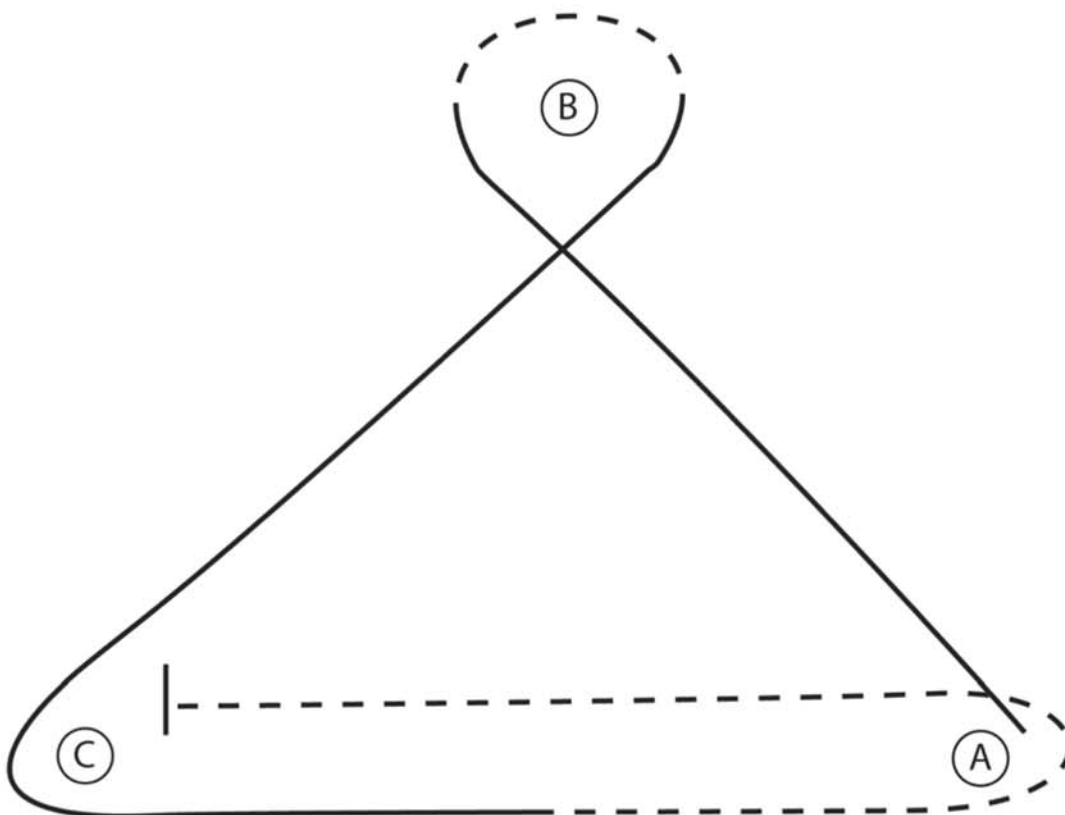
# IQHA Snowflake Circuit

All Hunt Seat Equitation except Walk Trot

Friday, February 16, 2024

www.HorseShowPatterns.com

www.HorseShowPatterns.com



1. Canter on the right lead A to B
2. At B posting trot around B
3. At B canter on the left lead to and around C and continue towards A
4. Halfway to A posting trot on the right diagonal to and around A and continue towards C
5. Halfway to C sit the trot
6. Stop at C

Walk	.....
Trot	- - - - -
Extended Trot	-----
Canter	—————
Leg Yield	
Lead Change	↘
Back	←←←←←
Marker	⊙
Sidepass	←- - - - -

[HSE/2-4]

Pattern Provided by:



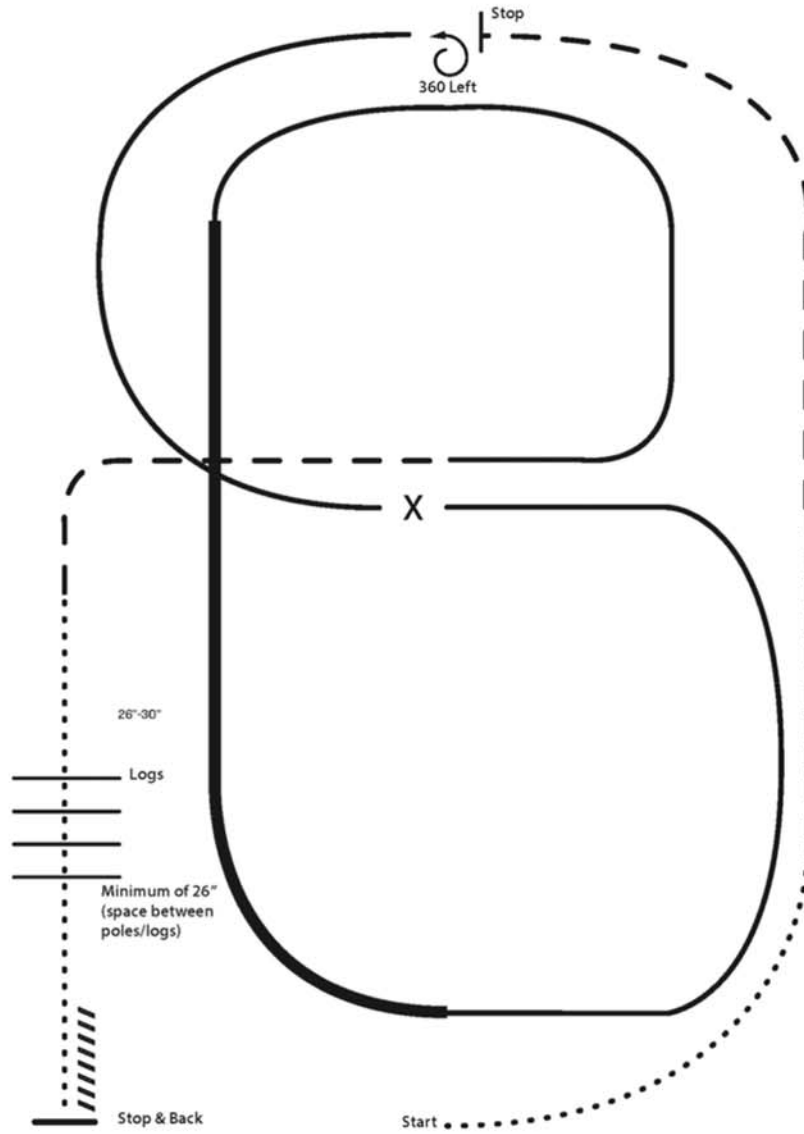
# IQHA Snowflake Circuit

All Ranch Riding

Friday, February 16, 2024

www.HorseShowPatterns.com

www.HorseShowPatterns.com



- X Lead Change
- Walk
- Trot
- Ext Trot
- Lope
- Ext Lope
- //// Back

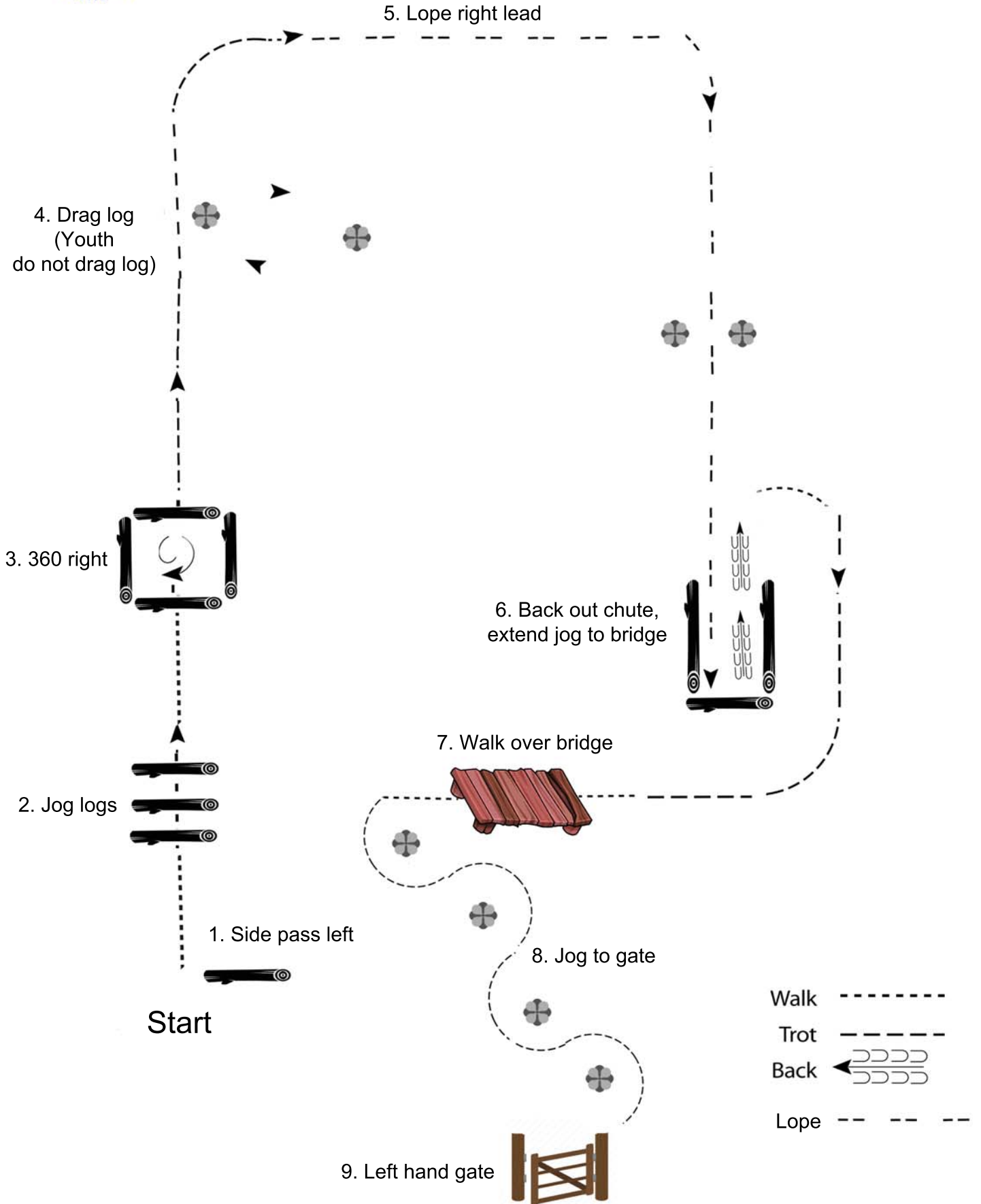
1. Walk
2. Trot
3. Extend the trot, at the top of the arena ,stop
4. 360 degree turn to the left
5. Left lead 1/2 circle, lope to the center
6. Change leads (simple or flying)
7. Right lead 1/2 circle
8. Extended lope up the long side of the arena (right lead)
9. Collect back to a lope around the top of the arena and back to center
10. Break down to an extended trot
11. Walk over logs
12. Stop and back

[RR/AQHA-1]

Pattern Provided by:



# RANCH TRAIL SATURDAY





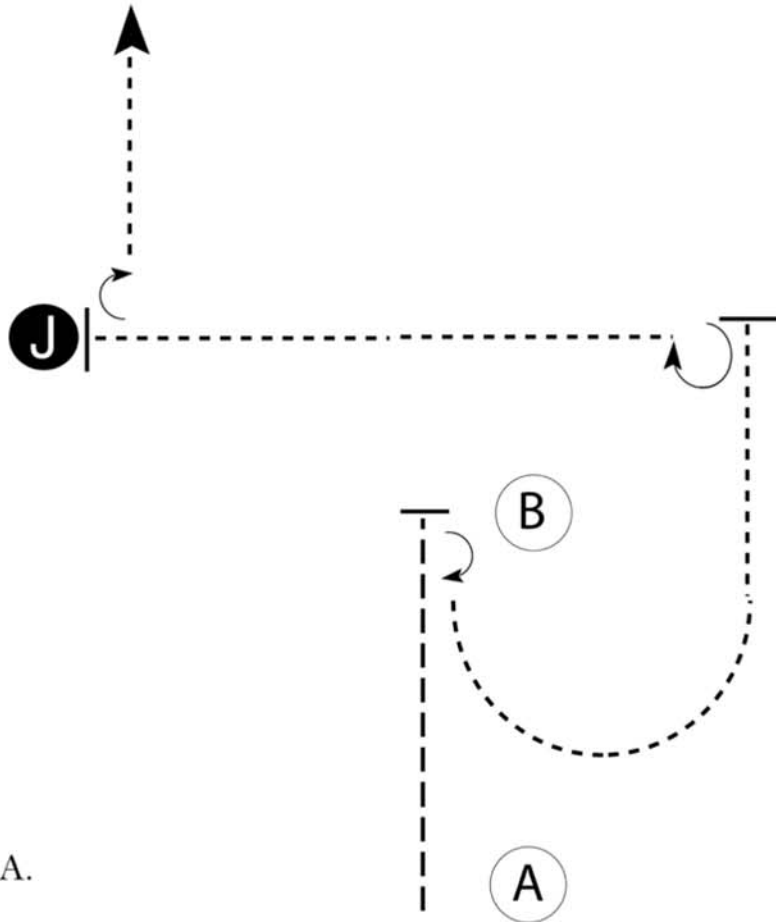
# IQHA SNOWFLAKE CIRCUIT

Showmanship (All Small Fry)

Saturday, February 17, 2024

www.HorseShowPatterns.com

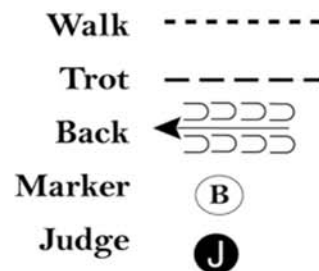
www.HorseShowPatterns.com



Be ready at A.

1. Trot to B.
2. Stop and perform a 180 degree turn.
3. Walk a half circle and continue to walk straight until even Judge.
4. Perform a 270 degree turn.
5. Walk to Judge. Stop and set up for inspection.
6. When dismissed, turn 90 degrees and walk straight away.

Follow the instructions of your ring steward.



[S/WT-69]

Pattern Provided by:  
*Judges*



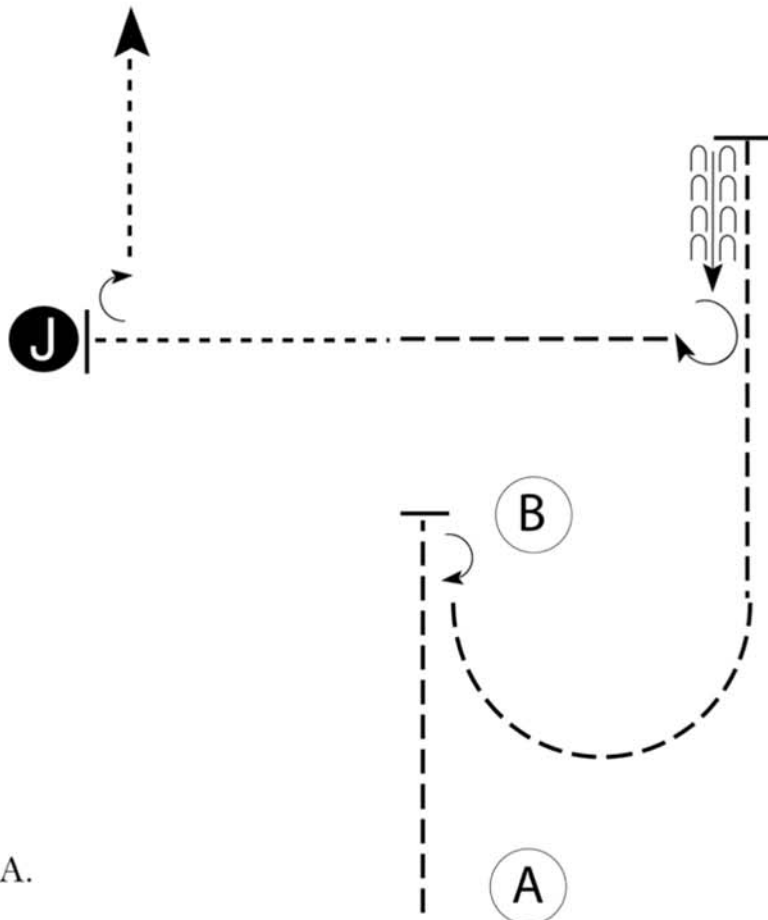
# IQHA SNOWFLAKE CIRCUIT

Showmanship (L1 Yth, L1 Amt)

Saturday, February 17, 2024

www.HorseShowPatterns.com

www.HorseShowPatterns.com



Be ready at A.

1. Trot to B.
2. Stop and perform a 180 degree turn.
3. Trot a half circle, then trot straight until past Judge.
4. Back until your horse's hip is even with Judge.
5. Perform a 270 degree turn.
6. Trot halfway to Judge then walk to Judge. Stop and set up for inspection.
7. When dismissed, turn 90 degrees and walk straight away.

Follow the instructions of your ring steward.

Walk	-----
Trot	- - - - -
Back	←
Marker	(B)
Judge	(J)

[S/2-69]

Pattern Provided by:  
*Judges*



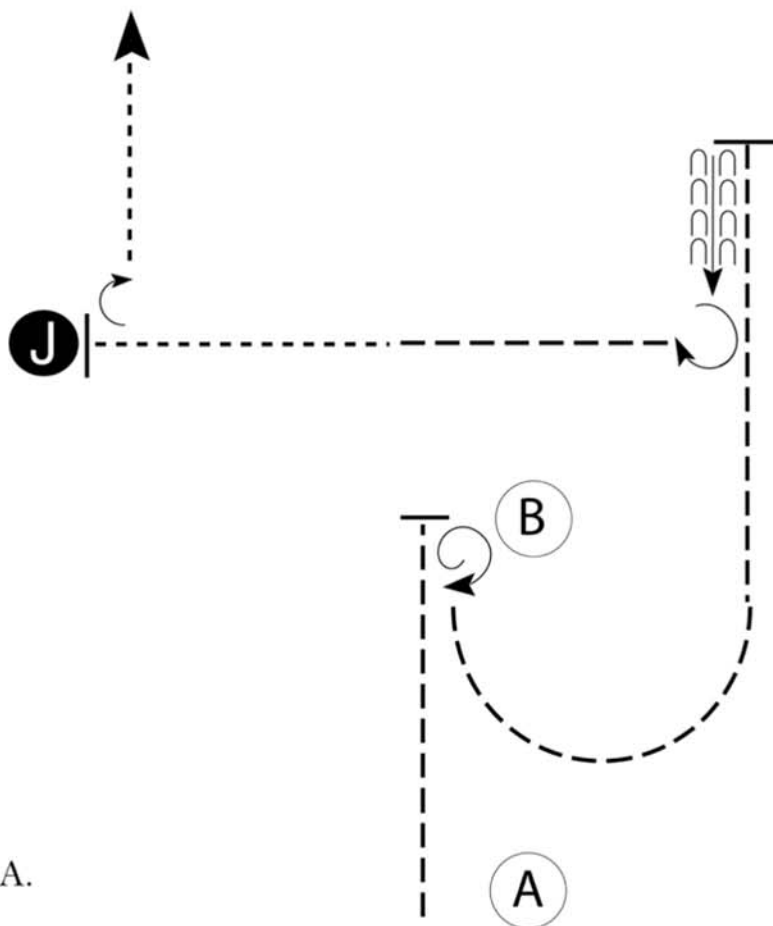
# IQHA SNOWFLAKE CIRCUIT

Showmanship (All Breed, Yth, Amt, Select)

Saturday, February 17, 2024

www.HorseShowPatterns.com

www.HorseShowPatterns.com



Be ready at A.

1. Trot to B.
2. Stop and perform a 540 degree turn.
3. Trot a half circle, then trot straight until past Judge.
4. Back until your horse's hip is even with Judge.
5. Perform a 270 degree turn.
6. Trot halfway to Judge then walk to Judge. Stop and set up for inspection.
7. When dismissed, turn 90 degrees and walk straight away.

Walk	-----
Trot	- - - - -
Back	← ← ←
Marker	(B)
Judge	(J)

Follow the instructions of your ring steward.

[S/3-69]

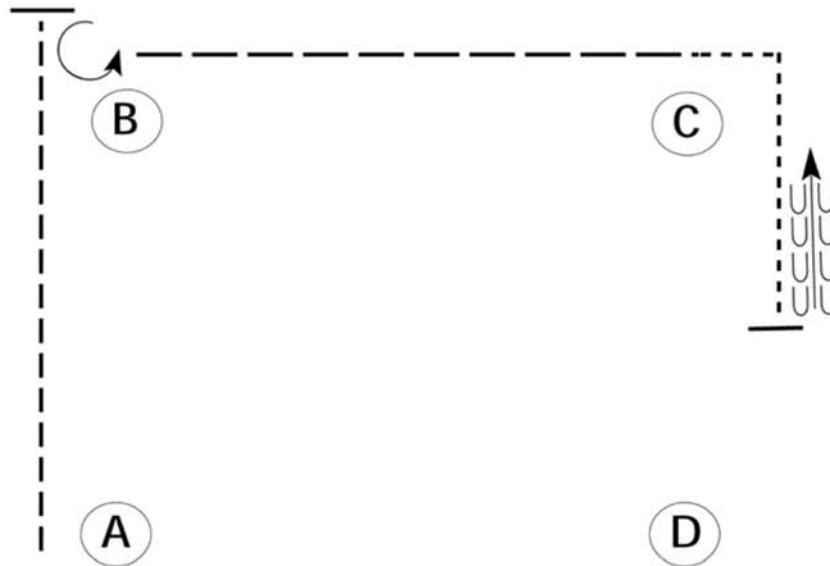
Pattern Provided by:  
*Judges*



# IQHA SNOWFLAKE CIRCUIT

## Western Horsemanship (All Walk Trot)

Saturday, February 17, 2024



Be ready at A.

1. Jog from A past B.
2. Stop past B and perform a 270 degree turn to the left.
3. Extended jog to C.
4. Break to a walk and walk around C and halfway to D.
5. Stop and back approximately one horse length.

Follow the instructions of your ring steward.

Walk	-----
Jog	- - - - -
Extended Jog	— — — —
Lope	
Lead Change	
Back	
Marker	(B)

[WH/WT-88]

Pattern Provided by:  
*Judges*

www.HorseShowPatterns.com

www.HorseShowPatterns.com

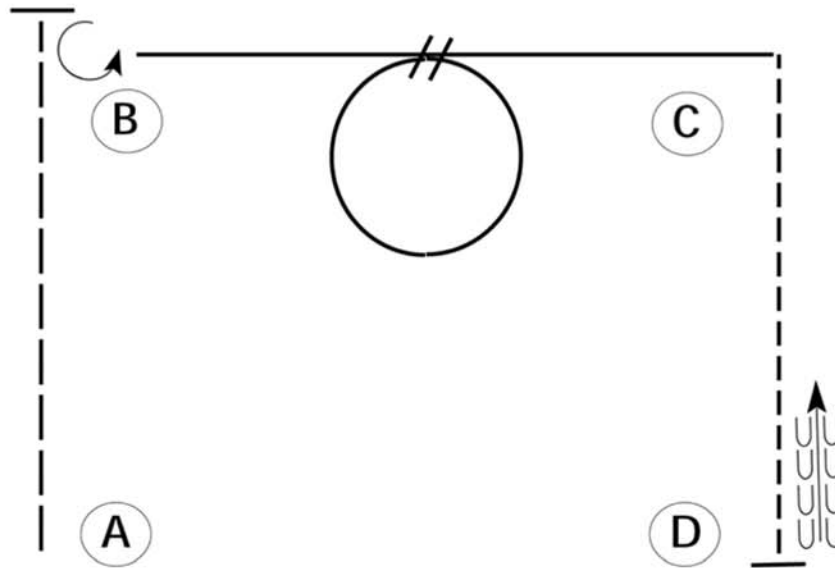




# IQHA SNOWFLAKE CIRCUIT

Western Horsemanship (L1 Yth, L1 Amt)

Saturday, February 17, 2024



Be ready at A.

1. Extended trot from A past B.
2. Stop past B and perform a 270 degree turn to the left.
3. Lope on the left lead halfway to C.
4. Change leads and perform a small, slow circle to the right.
5. Continue to lope past C.
6. Jog to D.
7. Stop and back approximately one horse length.

Follow the instructions of your ring steward.

Walk	-----
Jog	- - - - -
Extended Jog	- - - - -
Lope	—————
Lead Change	
Back	
Marker	(B)

[WH/2-89]

Pattern Provided by:  
*Judges*

www.HorseShowPatterns.com

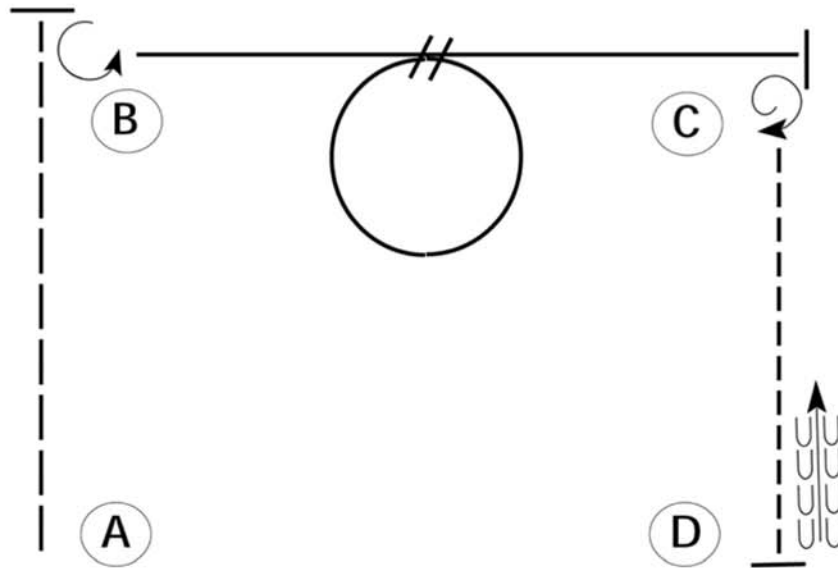
www.HorseShowPatterns.com



# IQHA SNOWFLAKE CIRCUIT

Western Horsemanship (All Breed, Yth, Amt, Select)

Saturday, February 17, 2024



Be ready at A.

1. Extended trot from A past B.
2. Stop past B and perform a 270 degree turn to the left.
3. Lope on the left lead halfway to C.
4. Change leads and perform a small, slow circle to the right.
5. Continue to lope past C and stop.
6. Perform a 1 1/4 turn to the right.
7. Jog to D.
8. Stop and back approximately one horse length.

Follow the instructions of your ring steward.


Walk	-----
Jog	- - - - -
Extended Jog	- - - - -
Lope	—————
Lead Change	//
Back	← U U U
Marker	(B)

[WH/3-89]

Pattern Provided by:  
*Judges*

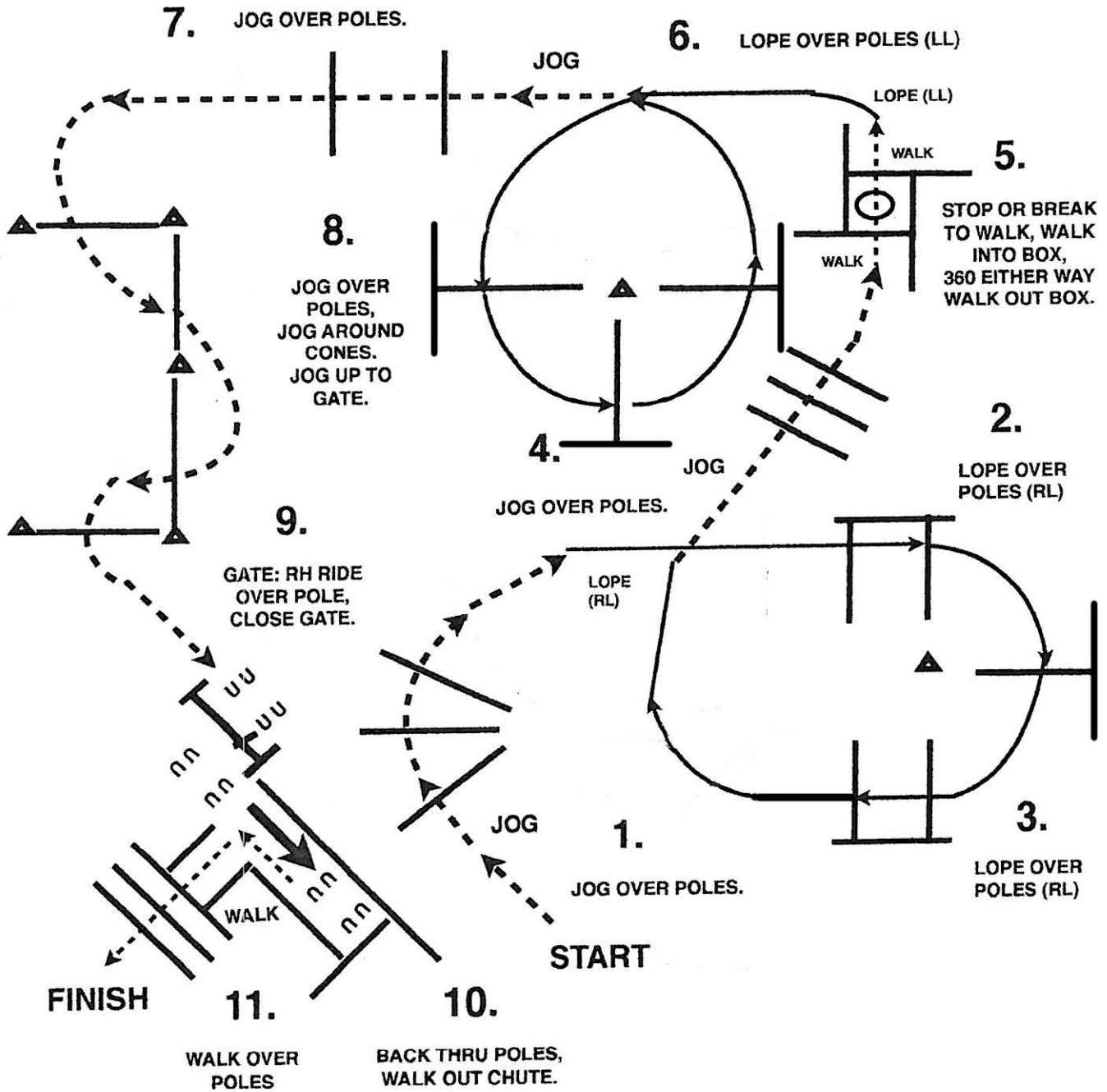
W W W . H o r s e S h o w P a t t e r n s . c o m

W W W . H o r s e S h o w P a t t e r n s . c o m



# TRAIL SUNDAY

WALK TROT (JOG WHERE LOPE)  
 LEVEL 1, JUNIOR, YOUTH, ALL BREED  
 AMATEUR, SELECT, SENIOR (RAISED OBSTACLES 1, 7, 8, 11)



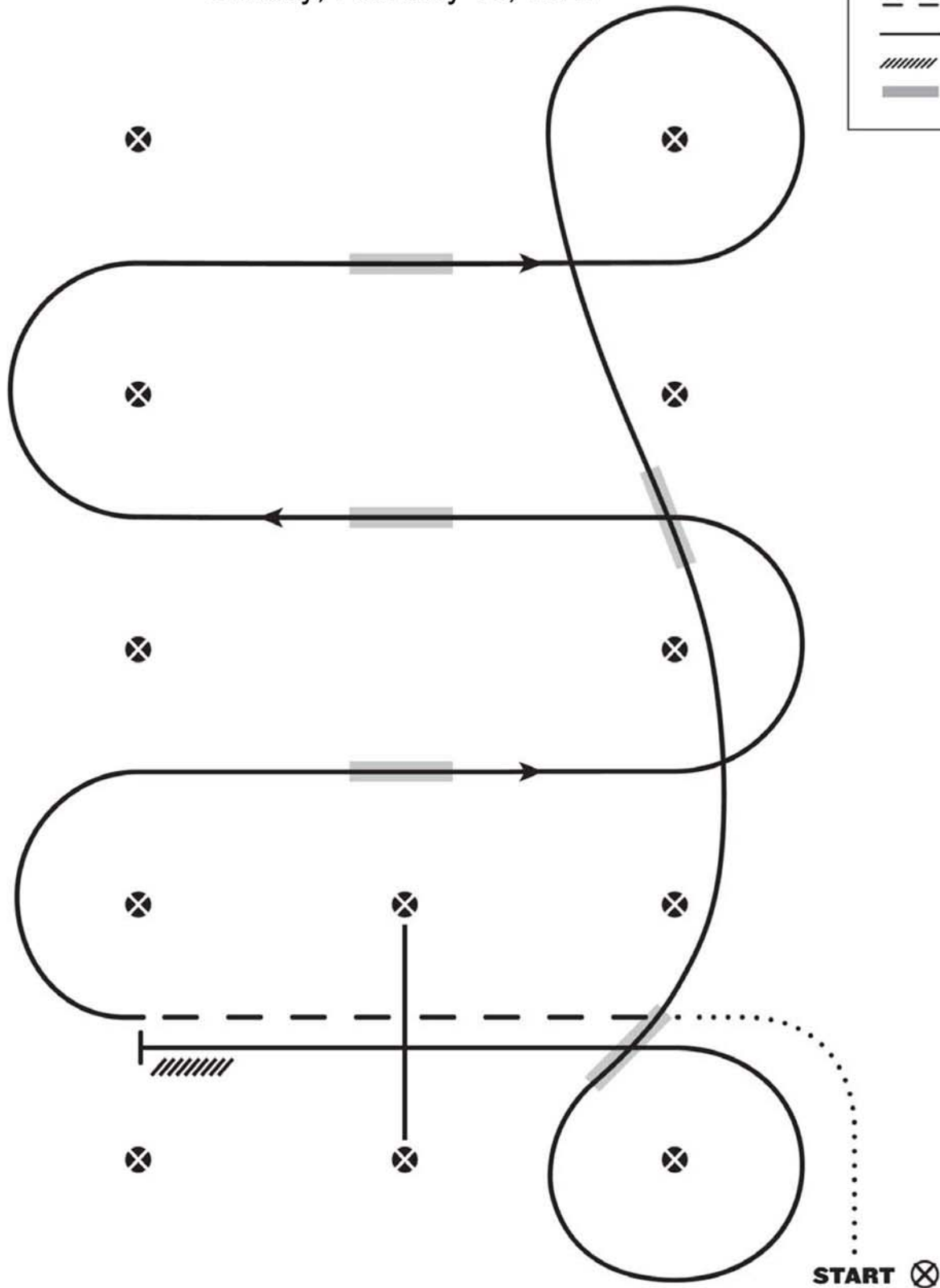


# LEVEL 1 WESTERN RIDING PATTERN 7

Sunday, February 18, 2024

## LEGEND

.....	Walk
- - -	Jog
————	Lope
////	Back
■	Lead Changing Area



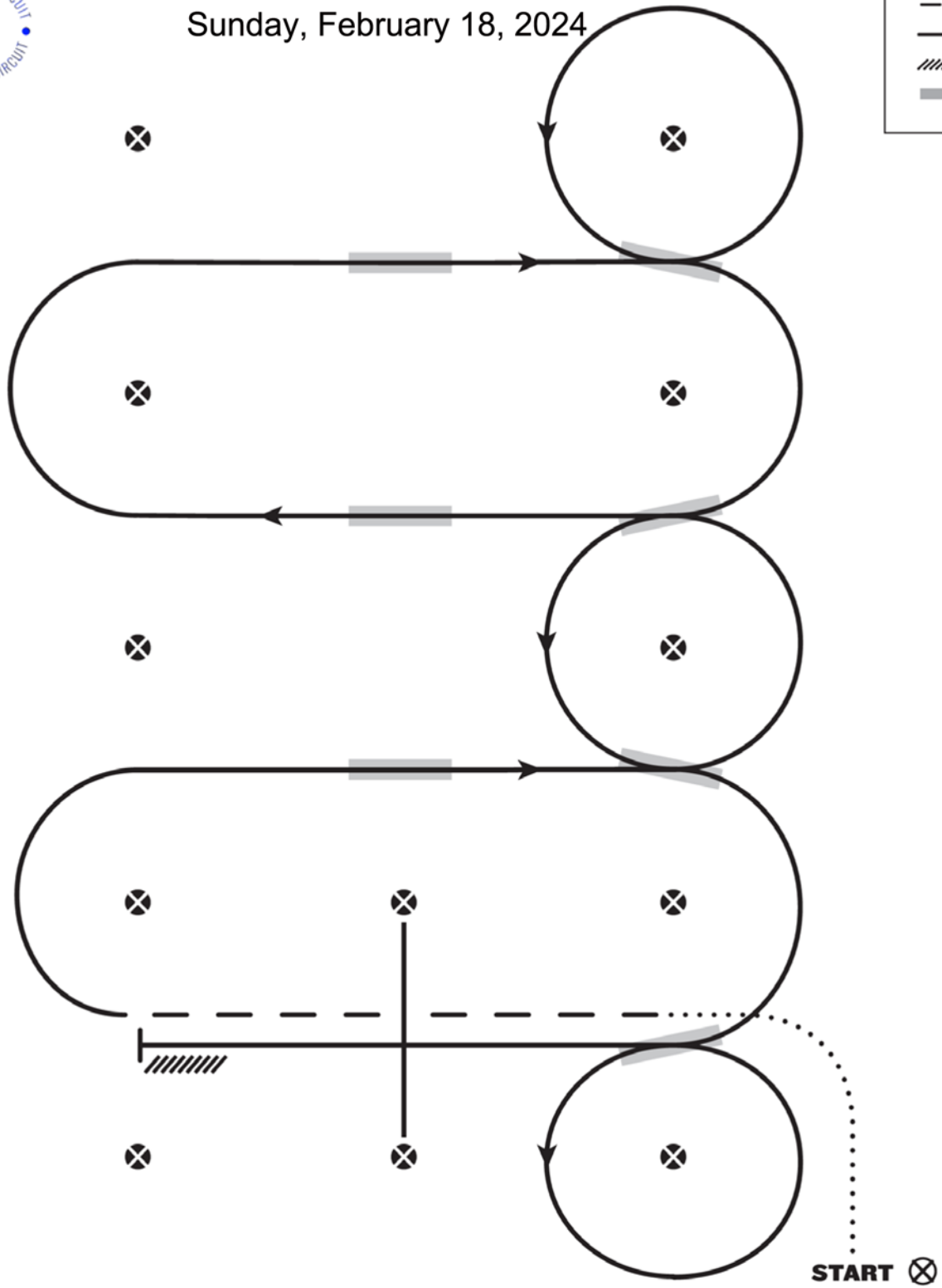
1. Walk at least 15 feet from start cone to the first marker, as drawn, transition to jog, jog over log.
2. Transition to the lope right lead
3. First crossing change
4. Second crossing change
5. Third crossing change
6. Circle & first line change
7. Second line change & circle
8. Lope over log
9. Stop & back



# WESTERN RIDING - PATTERN 7

Sunday, February 18, 2024

.....	Walk
- - -	Jog
————	Lope
///////	Back
■	Lead Changing Area



- Walk at least 15 feet from start cone to the first marker, as drawn, transition to jog, jog over log.
- . Transition to the lope right lead
- . First crossing change
- . Second crossing change
- . Third crossing change
- . Circle & first line change
- . Second line change
- . Third line change
- . Fourth line change & circle
- . Lope over log
- . Lope, stop & back



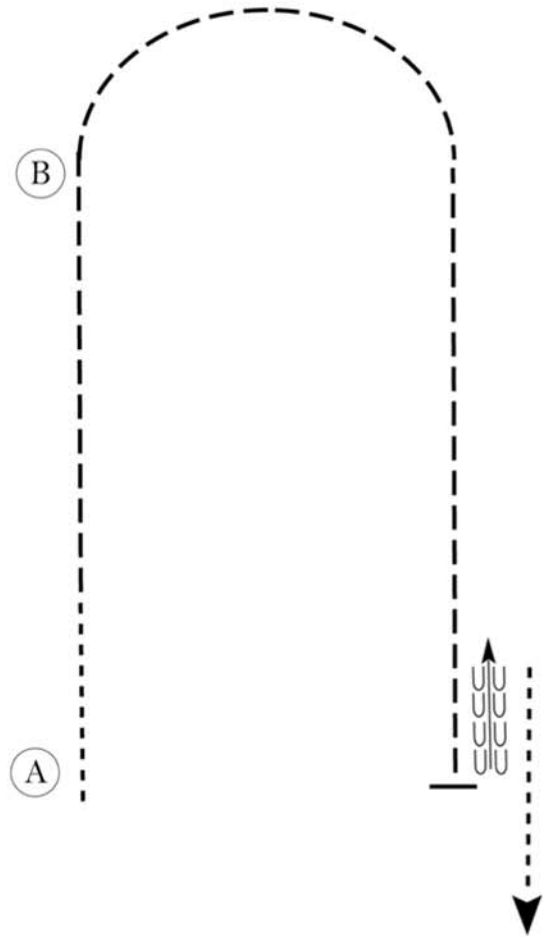
# IQHA SNOWFLAKE CIRCUIT

## Walk Trot Hunt Seat Equitation (All Walk Trots)

Sunday, February 18, 2024

www.HorseShowPatterns.com

www.HorseShowPatterns.com



Be ready at A.

1. Walk approximately 2 horse lengths.
2. Posting trot on the left diagonal to B.
3. Sitting trot in a half circle until even with B.
4. Posting trot on the right diagonal until even with A.
5. Halt and back approximately one horse length.
6. Exit pattern at a walk.

Follow the instructions of your ring steward.

Walk	-----
Trot	- - - - -
Extended Trot	— — — — —
Canter	—————
Leg Yield	
Lead Change	↘ ↙
Back	← ← ← ← ←
Marker	⊙
Sidepass	← — — — ←
Hand Gallop	— — — — —

[HSE/WT-56]

Pattern Provided by:  
*Judges*



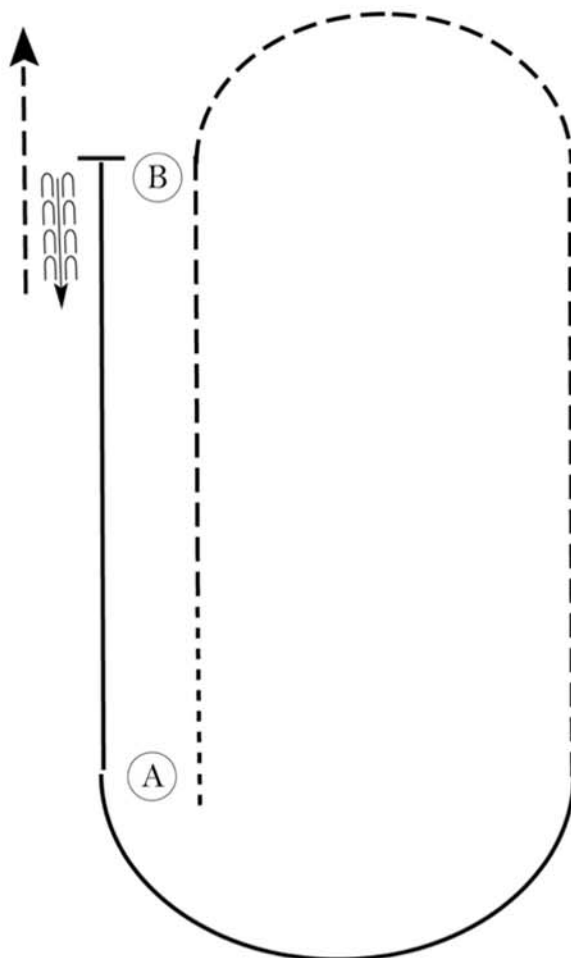
# IQHA SNOWFLAKE CIRCUIT

Hunt Seat Equitation (L1 Yth, L1 Amt)

Sunday, February 18, 2024

www.HorseShowPatterns.com

www.HorseShowPatterns.com



Be ready at A.

1. Walk approximately 2 horse lengths.
2. Posting trot on the left diagonal to B and in a half circle until even with B.
3. Change diagonals and trot until even with A.
4. Canter on the right lead in a half circle and until even with B.
5. Halt and back approximately one horse length.
6. Exit pattern at a sitting trot.

Follow the instructions of your ring steward.

Walk	-----
Trot	- - - - -
Extended Trot	— — — —
Canter	—————
Leg Yield	
Lead Change	↘ ↙
Back	← ← ← ←
Marker	⊙
Sidepass	← — — — ←
Hand Gallop	— — — —

[HSE/1-56]

Pattern Provided by:  
*Judges*



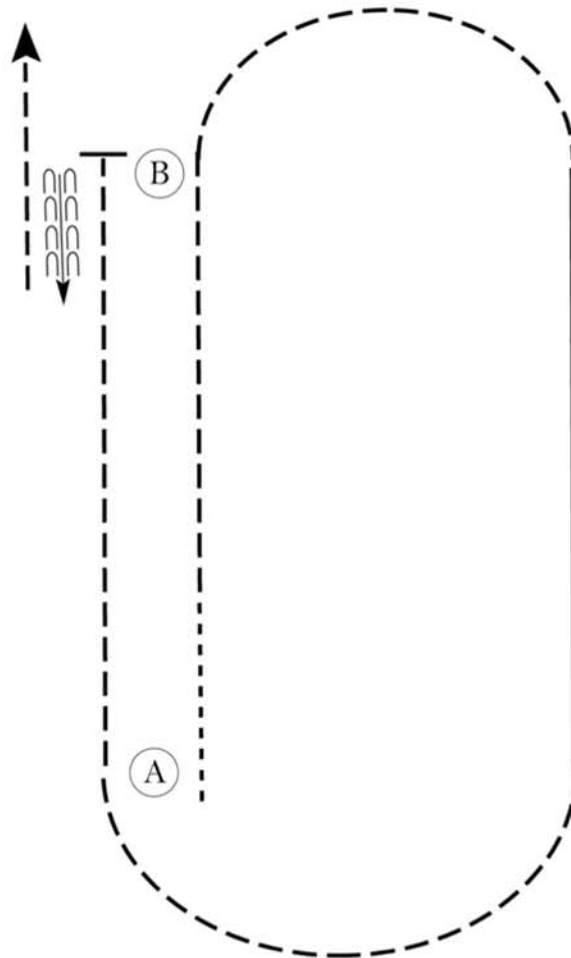
# IQHA SNOWFLAKE CIRCUIT

## Hunt Seat Equitation (All Breed, Yth, Amt, Select)

### Sunday, February 18, 2024

www.HorseShowPatterns.com

www.HorseShowPatterns.com



Be ready at A.

1. Walk approximately 2 horse lengths.
2. Posting trot on the left diagonal to B and in a half circle until even with B.
3. Canter on the right lead until even with A.
4. Sitting trot in a half circle to A.
5. Posting trot on the right diagonal to B.
6. Halt and back approximately one horse length.
7. Exit pattern at a sitting trot.

Follow the instructions of your ring steward.

Walk	-----
Trot	- - - - -
Extended Trot	— — — — —
Canter	—————
Leg Yield	
Lead Change	↖ ↗
Back	← ← ← ← ←
Marker	⊙
Sidepass	← ← ← ← ←
Hand Gallop	— — — — —

[HSE/2-56]

Pattern Provided by:  
*Judges*



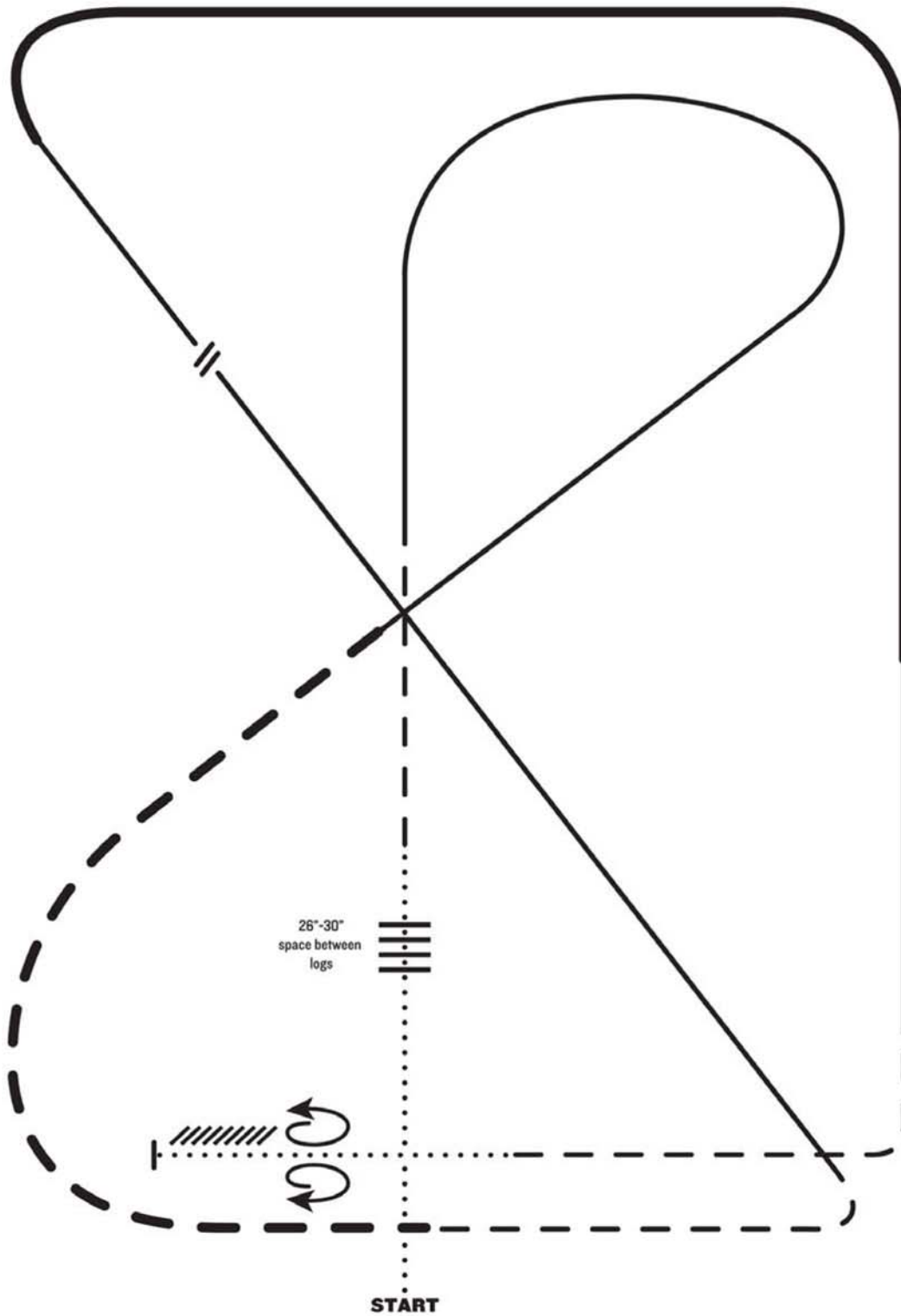


# RANCH RIDING - PATTERN 5

Sunday, February 18, 2024

## LEGEND

.....	Walk
.....	Extended Walk
- - -	Trot
- - -	Extended Trot
————	Lope
————	Extended Lope
//////	Back
\\	Lead Change



1. Walk
2. Walk over logs
3. Trot
4. Lope right lead
5. Extended trot
6. Trot
7. Lope left lead
8. Change leads (simple or flying)
9. Extended lope right lead
10. Collect lope
11. Trot
12. Walk
13. Stop and back
14. 360° turn each direction (either direction 1st) (L-R or R-L)

Note: The drawn description of this pattern is only intended for the general depiction of the pattern. Exhibitors should utilize the arena space to best exhibit their horses.