

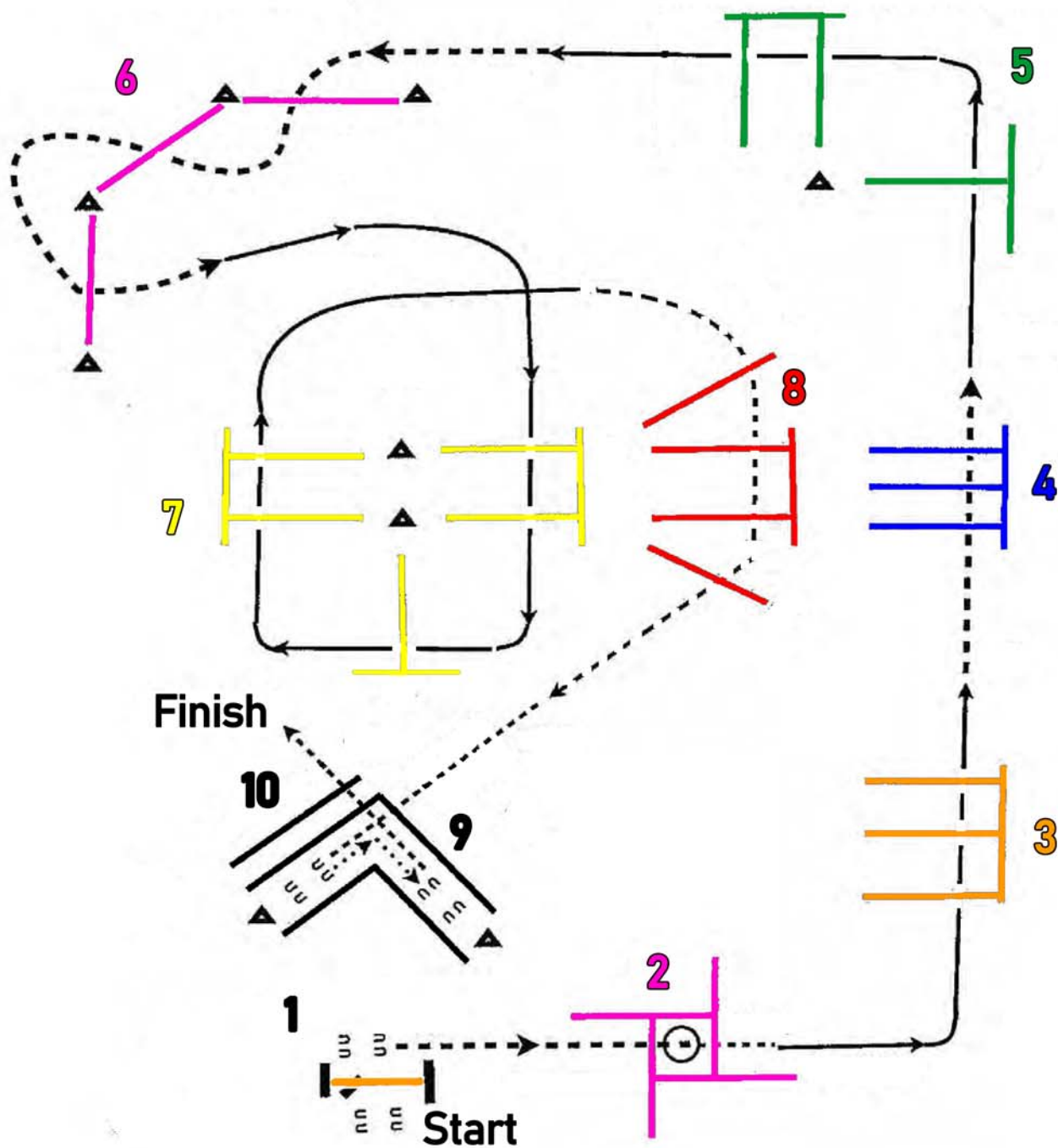


# Trail

## Walk Trot (Jog where Lope)

Amateur, Select, Level 2, Level 3, APHA All Age Open (Raised Obstacles 4, 6, 8, 10)

Thursday



1. Gate Right Hand
2. Jog into Box,  
360 Either Way, Walk Out
3. Lope Left Lead
4. Jog Poles
5. Lope Left Lead
6. Jog Serpentine
7. Lope Right Lead

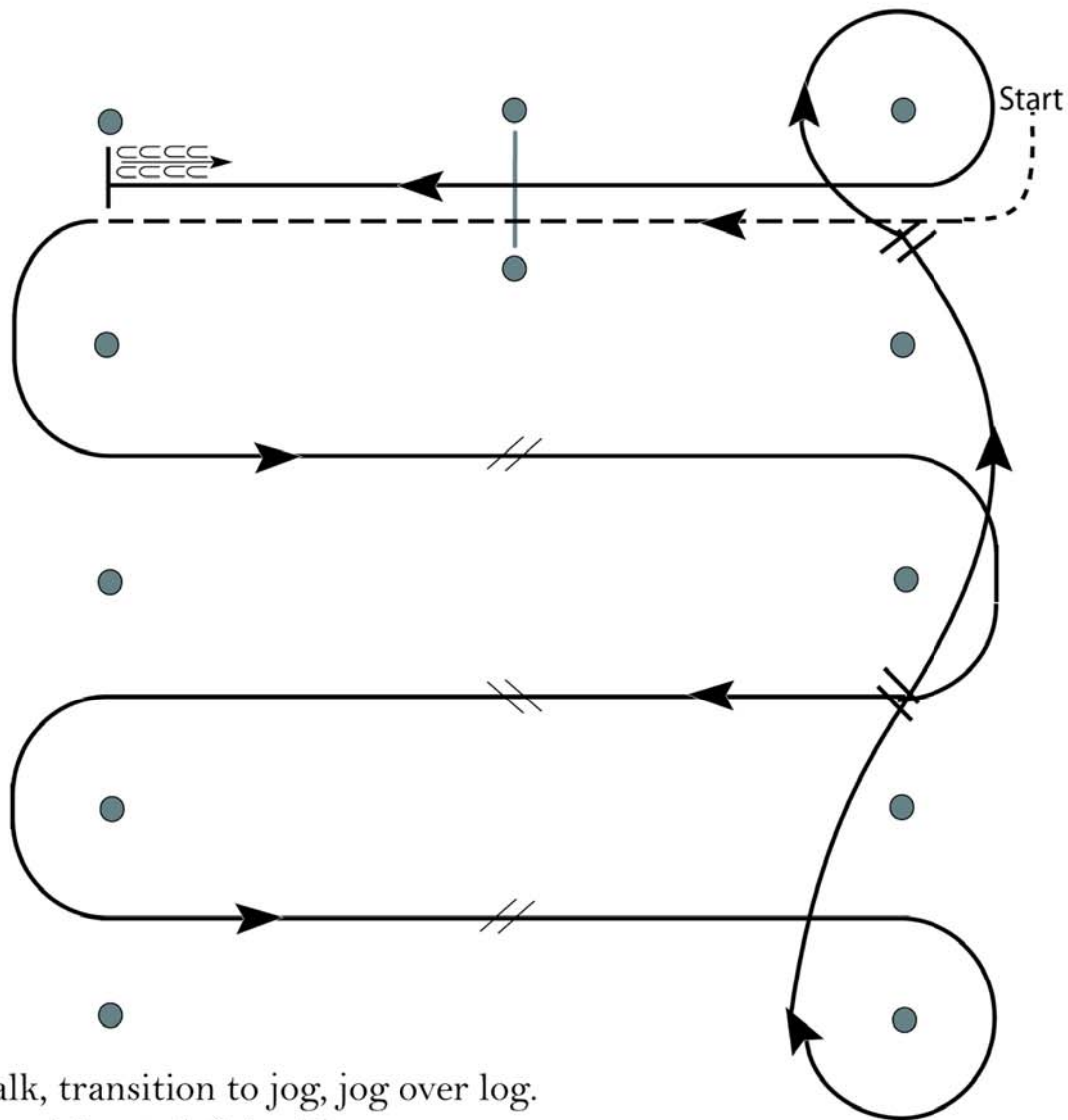
8. Jog Poles
9. Jog Into Chute,  
Back Around Corner
10. Walk Out of Chute Over Poles



# Western Riding

## Level 1, Green, Novice

### Thursday



1. Walk, transition to jog, jog over log.
2. Transition to left lead lope.
3. First crossing change.
4. Second crossing change.
5. Third crossing change.
6. Circle and first line change.
7. Second line change and circle.
8. Lope log.
9. Stop and back.

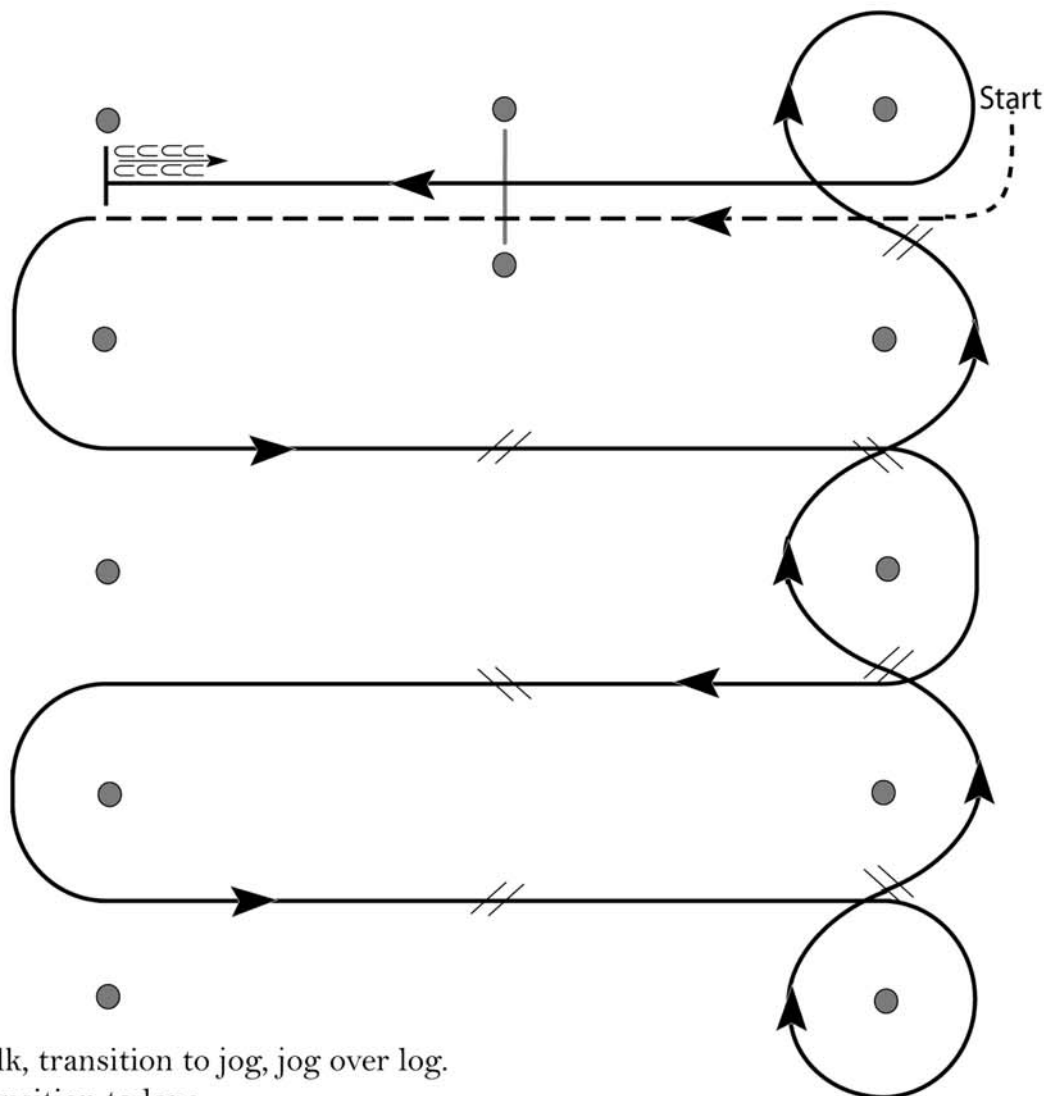
[WR/GP-2]



# Western Riding

## All Breed, Amateur, Open, Select, Youth

### Thursday



1. Walk, transition to jog, jog over log.
2. Transition to lope.
3. First crossing change.
4. Second crossing change.
5. Third crossing change.
6. Circle and first line change.
7. Second line change.
8. Third line change.
9. Fourth line change and circle.
10. Lope log.
11. Lope, stop and back.

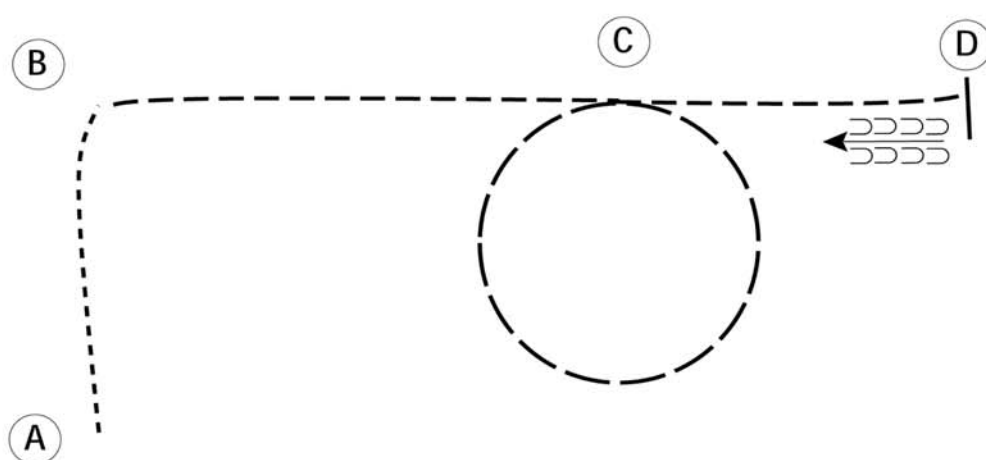
[WR/OP-2]



# Western Horsemanship

## All Walk Trot

### Thursday



Be ready at A.

1. Walk to B.
2. Jog from B to C.
3. Extended jog circle to the right at C.
4. Jog to D.
5. Stop at D and back approximately one horse length.

Follow the instructions of your ring steward.

Walk	-----
Jog	- - - - -
Extended Jog	— — — — —
Lope	—————
Leg Yield	
Lead Change	— / —
Back	← — — — —
Marker	(B)
Sidepass	← — — — — →

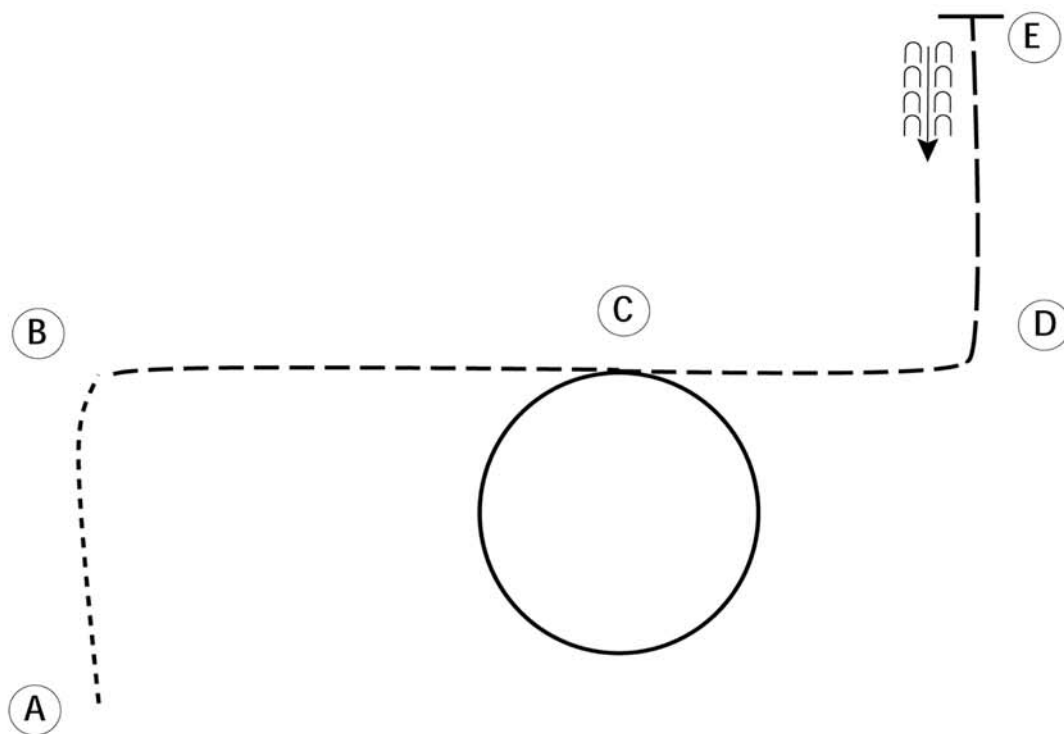
[WH/WT-45]



# Western Horsemanship

## Rookie, Level 1, Novice

### Thursday



Be ready at A.

1. Walk to B.
2. Jog from B to C.
3. Lope a right lead circle at C.
4. Jog to D.
5. Extended jog from D to E.
6. Stop at E and back approximately one horse length.

Follow the instructions of your ring steward.

Walk	-----
Jog	- - - - -
Extended Jog	- - - - -
Lope	=====
Leg Yield	
Lead Change	—/—
Back	← ← ← ← ←
Marker	(B)
Sidepass	←-----→

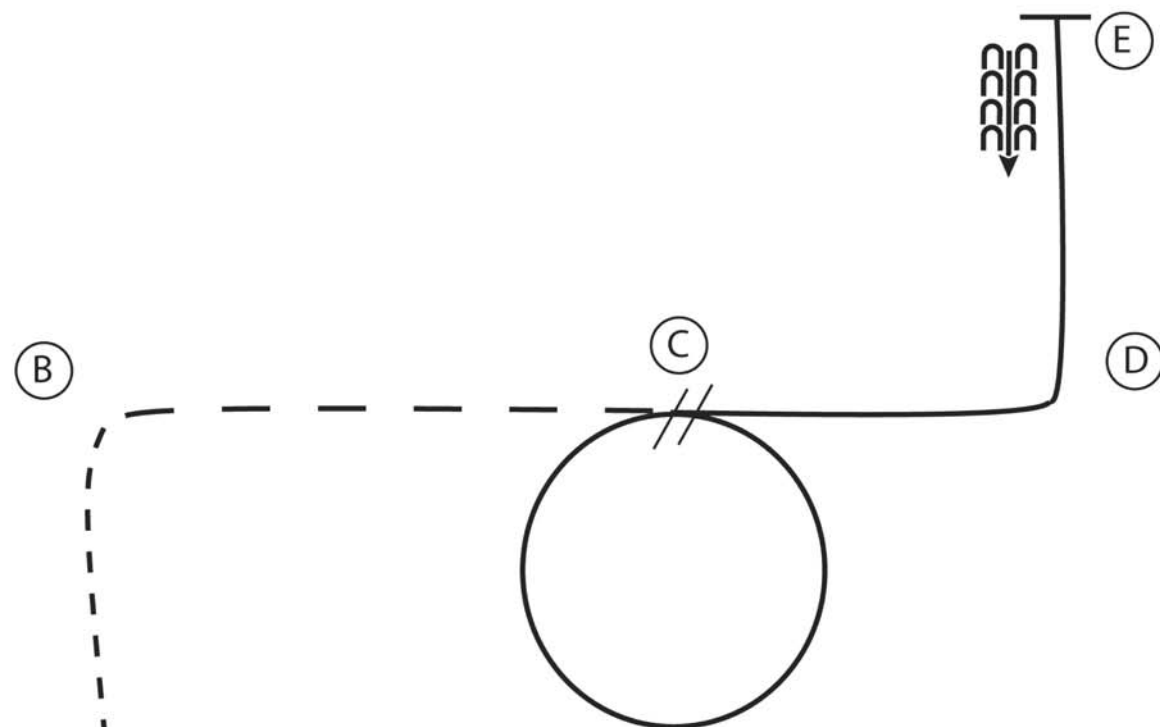
[WH/1-45]



# Western Horsemanship

## All Breed, Amateur, Select, Youth

### Thursday



1. Jog A to B
2. At B extend the jog to C
3. At C lope a circle on the right lead
4. At C perform a lead change and lope to D and E
5. At E stop and back

Walk	.....
Jog	-----
Extended Jog	-----
Lope	—————
Leg Yield	
Lead Change	⚡
Back	⏮
Marker	Ⓚ
Sidepass	⚡

[WH/2-45]

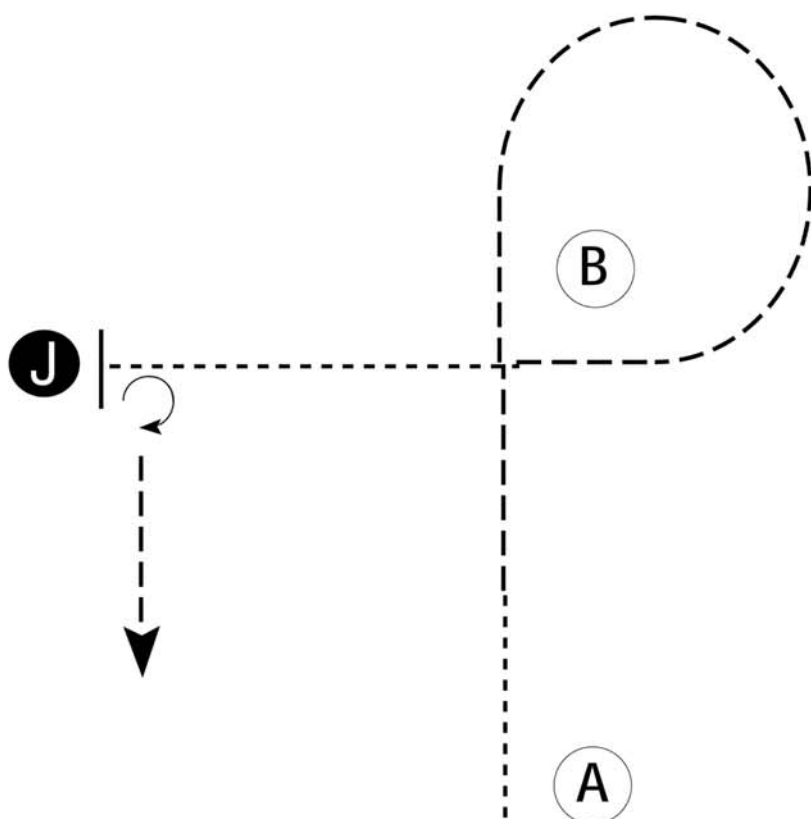




# Showmanship

## Rookie, Level 1, Novice

### Friday



Be ready at A.

1. Walk halfway to B.
2. Trot to and around B as shown.
3. When just past B, walk to judge and set up for inspection.
4. When dismissed, perform a 270 degree turn and trot away.

Follow the instructions of your ring steward.

Walk	-----
Trot	- - - - -
Back	←
Marker	ⓑ
Judge	ⓐ

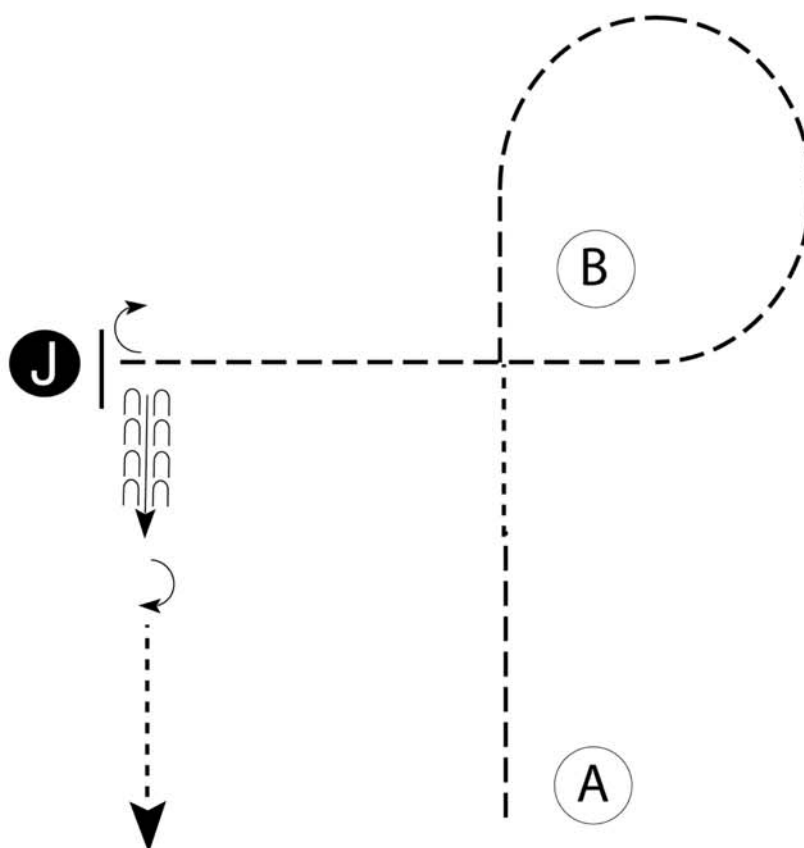
[S/1-79]



# Showmanship

## All Breed, Amateur, Select, Youth

### Friday



Be ready at A.

1. Trot halfway to B.
2. Walk two horse lengths.
3. Trot to and around B as shown.
4. Trot to the judge. Stop and set up for inspection.
5. When dismissed, perform a 90 degree turn and back approximately 2 horse lengths.
6. Perform a 180 degree turn and walk straight away.

Follow the instructions of your ring steward.

Walk	-----
Trot	- - - - -
Back	← C C C C
Marker	(B)
Judge	● J

[S/2-78]

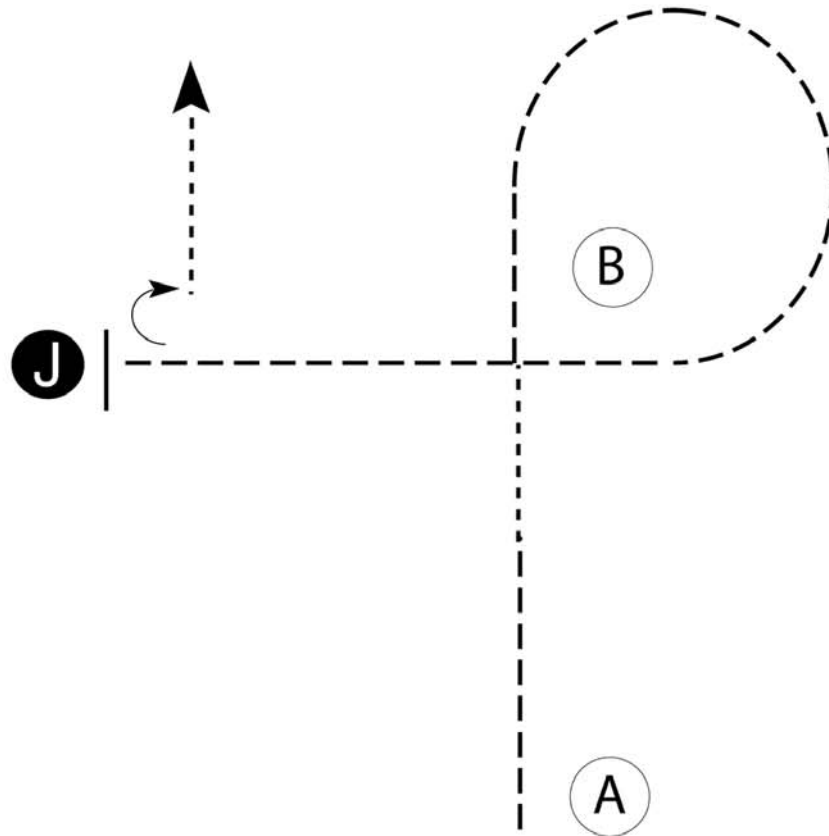




# Showmanship

All Walk Trot (APHA Walk Trot - Walk where Trot)

Friday



Be ready at A.

1. Trot halfway to B.
2. Walk two horse lengths.
3. Trot to and around B as shown.
4. Trot to the judge. Stop and set up for inspection.
5. When dismissed, perform a 90 degree turn and walk straight away.

Follow the instructions of your ring steward.

Walk	-----
Trot	- - - - -
Back	←
Marker	ⓑ
Judge	ⓐ

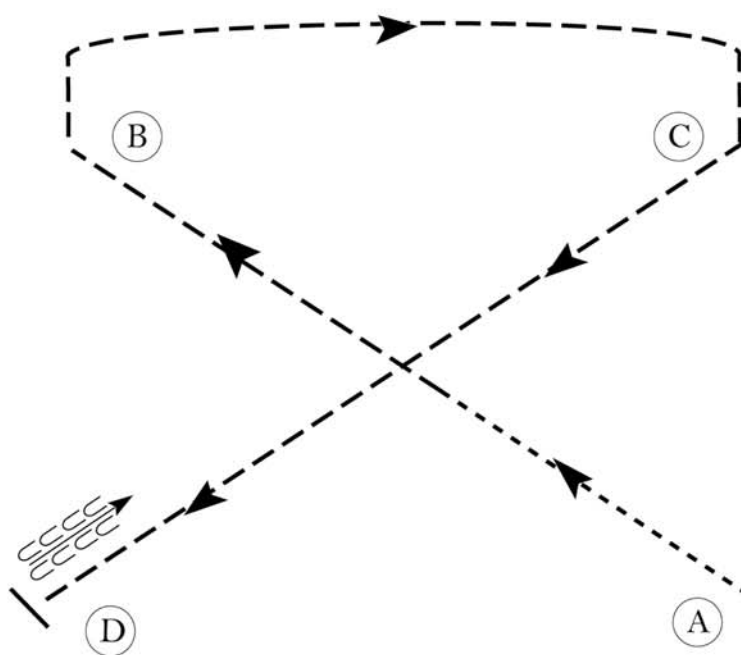
[S/WT-78]



# Hunt Seat Equitation

## All Walk Trot

### Friday



Be ready at A.

1. Walk 1/2 way to B.
2. Posting trot on the left diagonal to B.
3. Sitting trot to C.
4. Posting trot on the right diagonal to D.
5. Halt at D and back approximately one horse length.

Exit at a sitting trot.

Walk	-----
Trot	- - - - -
Extended Trot	— — — — —
Canter	— — — — —
Leg Yield	
Lead Change	— — — — —
Back	← ← ← ← ←
Marker	(B)
Sidepass	← — — — — →
Hand Gallop	— — — — —

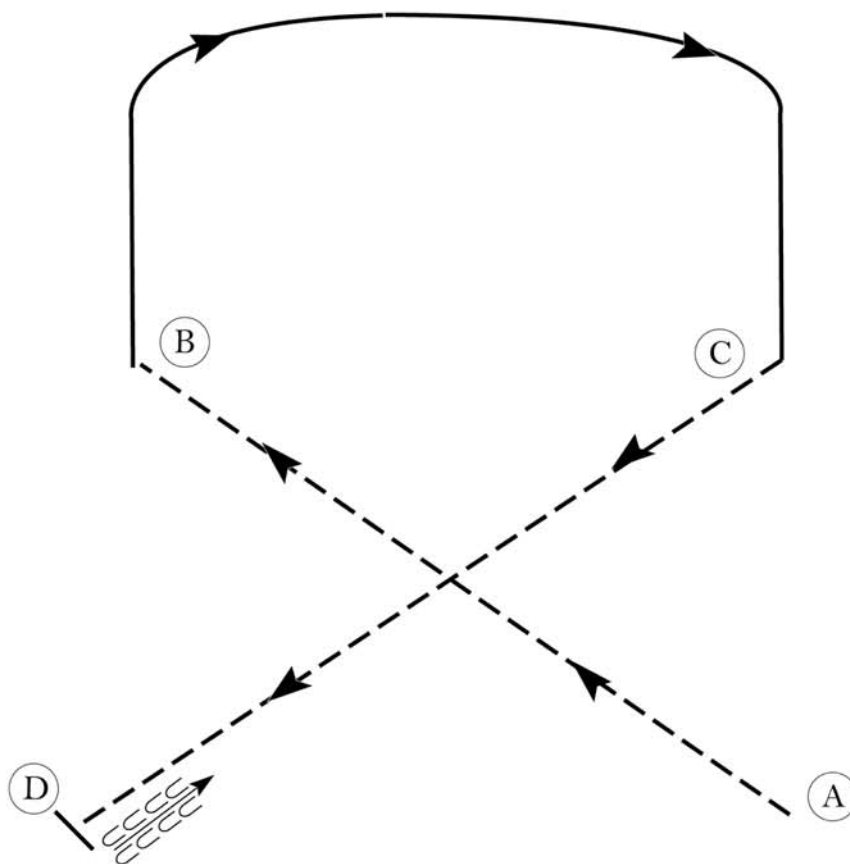
[HSE/WT-24]



# Hunt Seat Equitation

## Rookie, Level 1, Novice

### Friday



Be ready at A.

1. Posting trot on the left diagonal to B.
2. Canter right lead to C.
3. Posting trot on the right diagonal 1/2 way to D.
4. Sitting trot to D.
5. Halt at D and back approximately one horse length.

Exit at a sitting trot.

Walk	-----
Trot	- - - - -
Extended Trot	— — — — —
Canter	— — — — —
Leg Yield	
Lead Change	— — — — —
Back	← ← ←
Marker	(B)
Sidepass	← — — — —
Hand Gallop	— — — — —

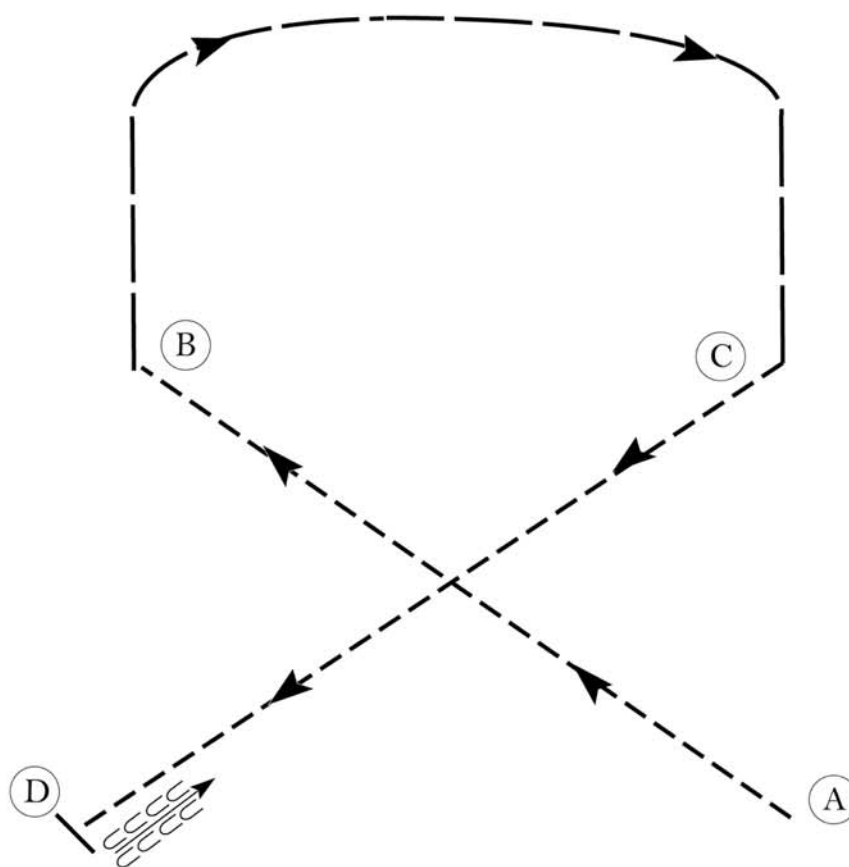
[HSE/1-23]



# Hunt Seat Equitation

## All Breed, Amateur, Select, Youth

### Friday



Be ready at A.

1. Sitting trot 1/2 way to B.
2. Posting trot on the left diagonal to B.
3. Hand gallop right lead to C.
4. Posting trot on the right diagonal 1/2 way to D.
5. Sitting trot to D.
6. Halt at D and back approximately one horse length.

Exit at a sitting trot.

Walk	-----
Trot	- - - - -
Extended Trot	— — — — —
Canter	— — — — —
Leg Yield	
Lead Change	— — — — —
Back	← ← ← ← ←
Marker	(B)
Sidepass	← — — — — →
Hand Gallop	— — — — —

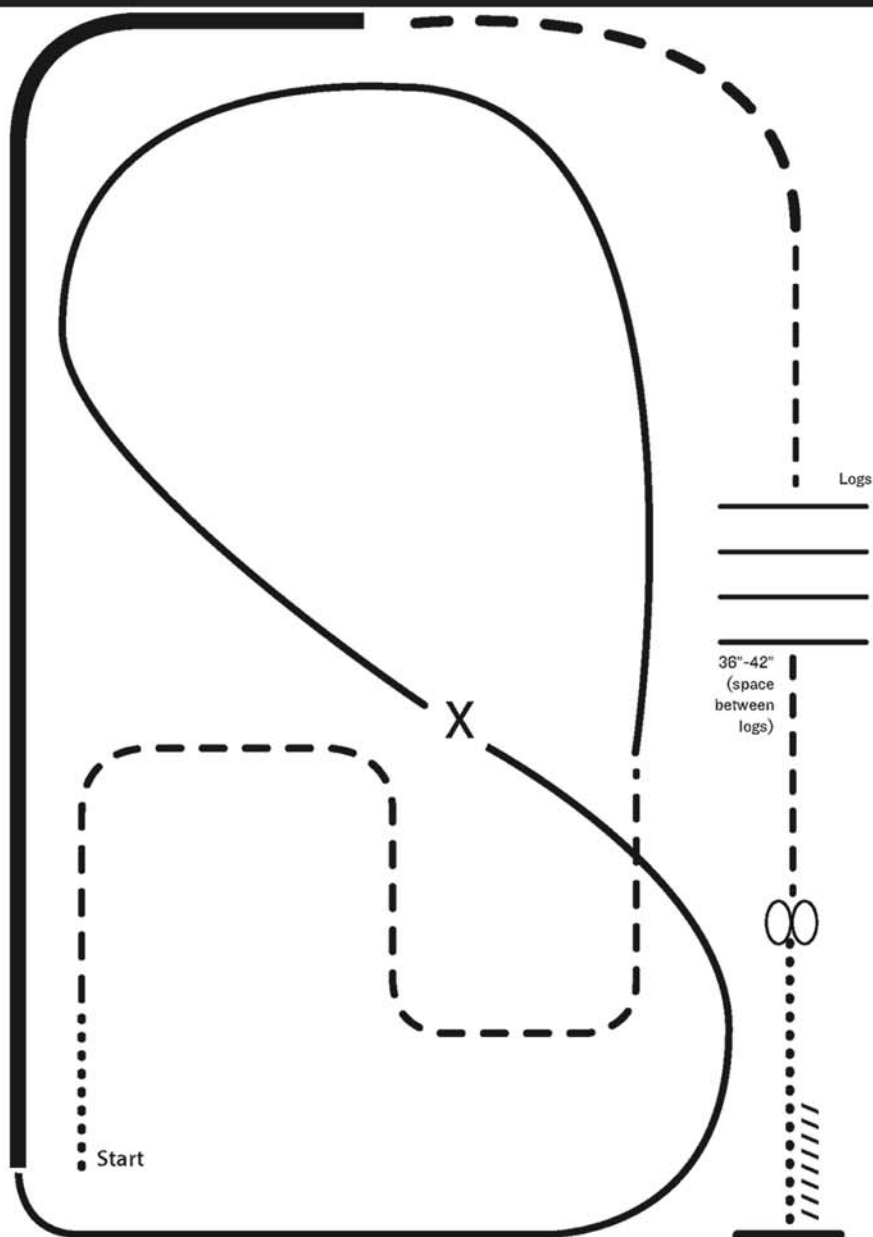
[HSE/2-23]



# Ranch Riding

All Breed, Amateur, Open, Youth

Friday



- X Lead Change
- • Walk
  - Trot
  - Ext trot
  - Lope
  - Ext Lope
  - //// Back

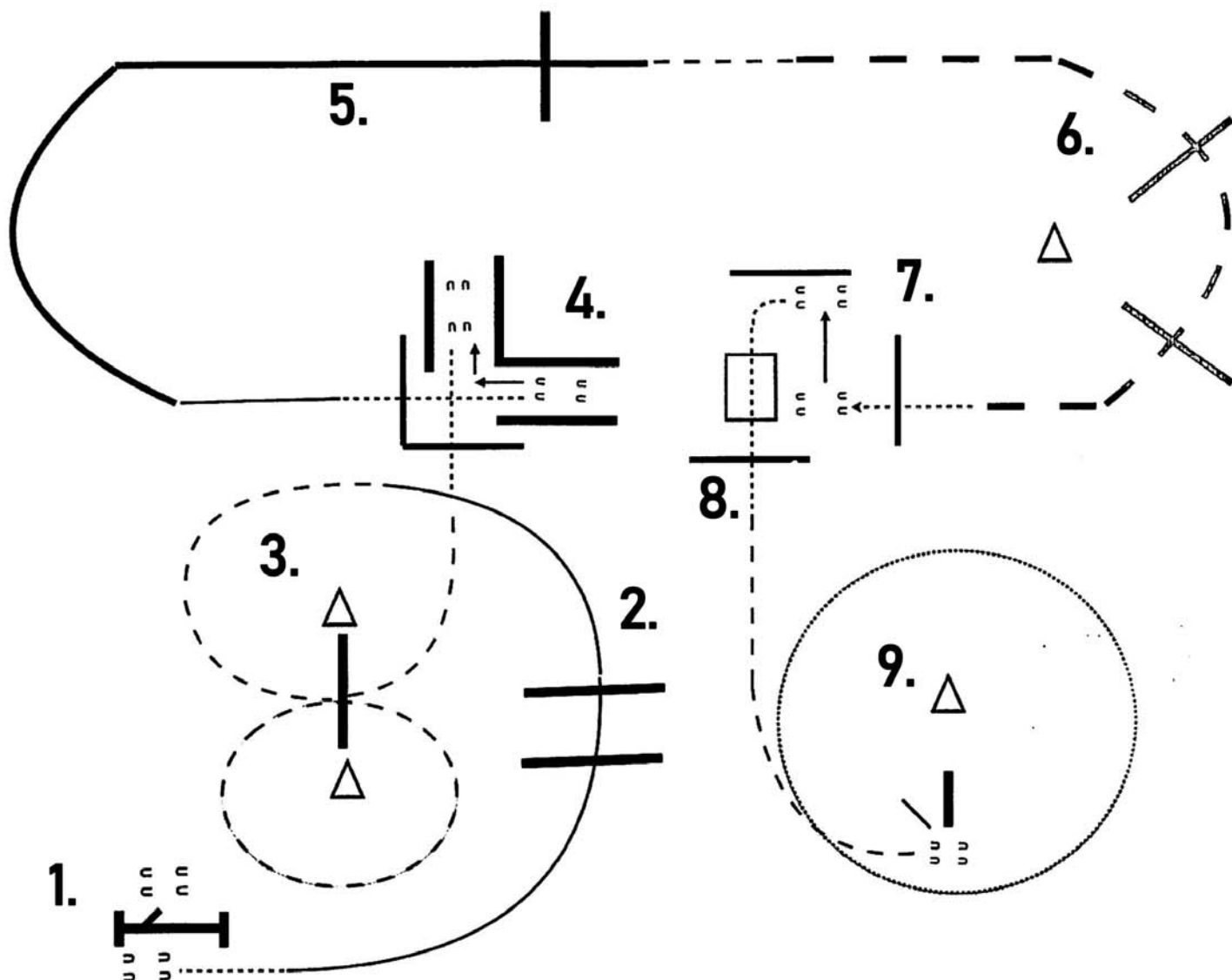
- I. Walk
2. Trot serpentine
3. Lope left lead around the end of the arena and then diagonally across the arena
4. Change leads (simple or flying) and
5. Lope on the right lead around end of the arena
6. Extend lope on the straight away and around corner to the center of the arena
7. Extend trot around corner of the arena
8. Collect to a trot
9. Trot over logs
10. Stop, do 360 degree turn each direction (either direction 1st) (L-R or R-L)
- II. Walk, stop and back

[RR/AQHA-3]



# Ranch Trail

Friday



1. Gate Left Hand
2. Walk Away from Gate, Lope Left Lead Over Logs
3. Break to Trot, Trot Around Markers and Trot Over Log
4. Break to Walk, Walk Over Log and Walk Into Chute, Stop, Back Around Corner, Walk Out
5. Lope Right Lead Over Log
6. Break to Trot, Trot a Few Strides then Extend Trot Over Logs
7. Break to Walk, Walk Over Log, Side Pass Right
8. Walk Over Bridge and Log
9. Trot to Log Drag, Work Drag at Walk or Trot  
(Youth Do Not Log Drag, Trot Around Cone)



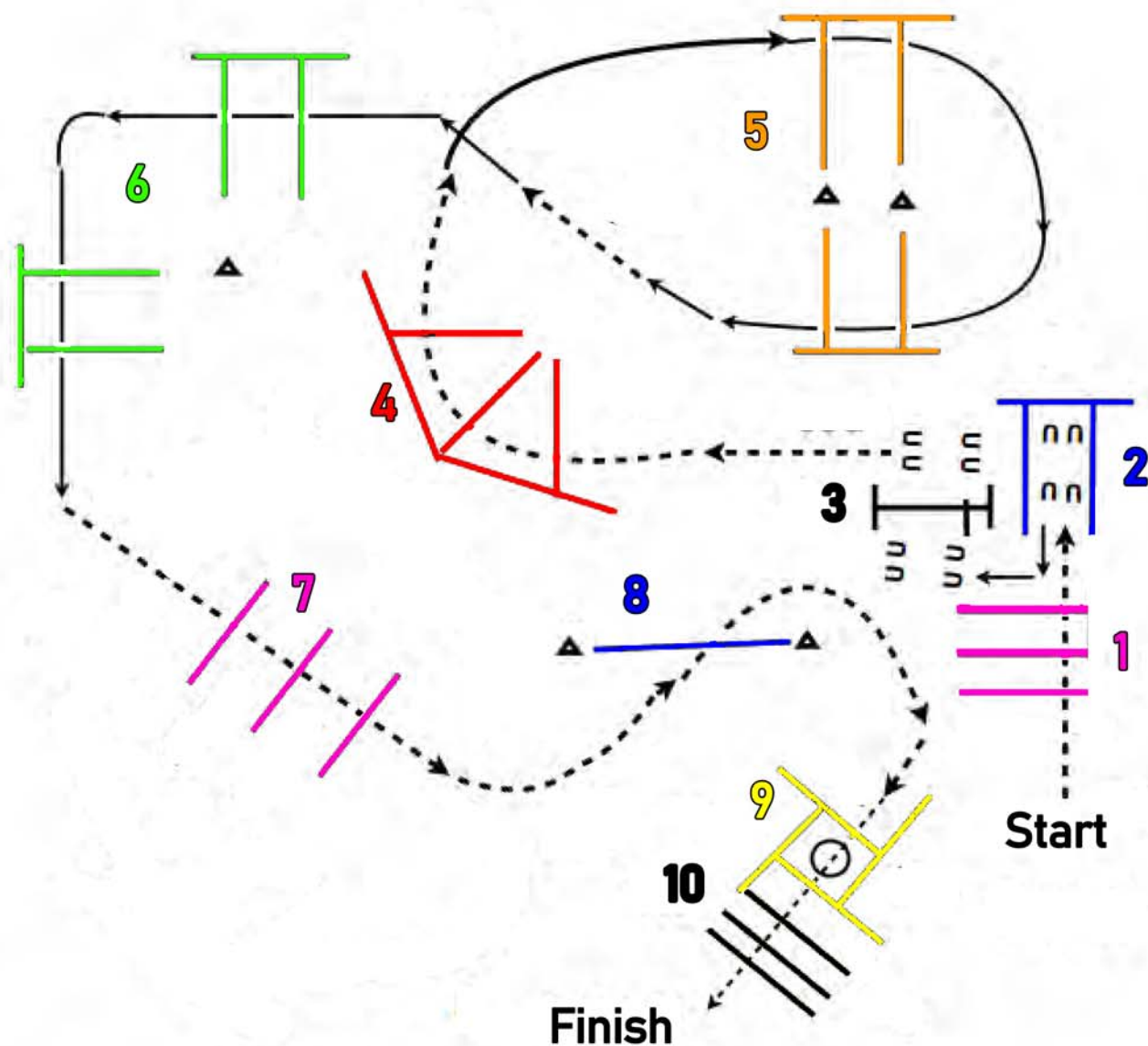


# Trail

## Walk Trot (Jog where Lope)

Amateur, Select, Level 2, Level 3, APHA All Age Open (Raised Obstacles 4, 7, 8, 10)

Saturday



1. Jog Poles into Chute
2. Back thru Poles to Gate
3. Gate Left Hand
4. Jog Poles
5. Lope Right Lead Poles
6. Break to Jog then Left Lead Lope

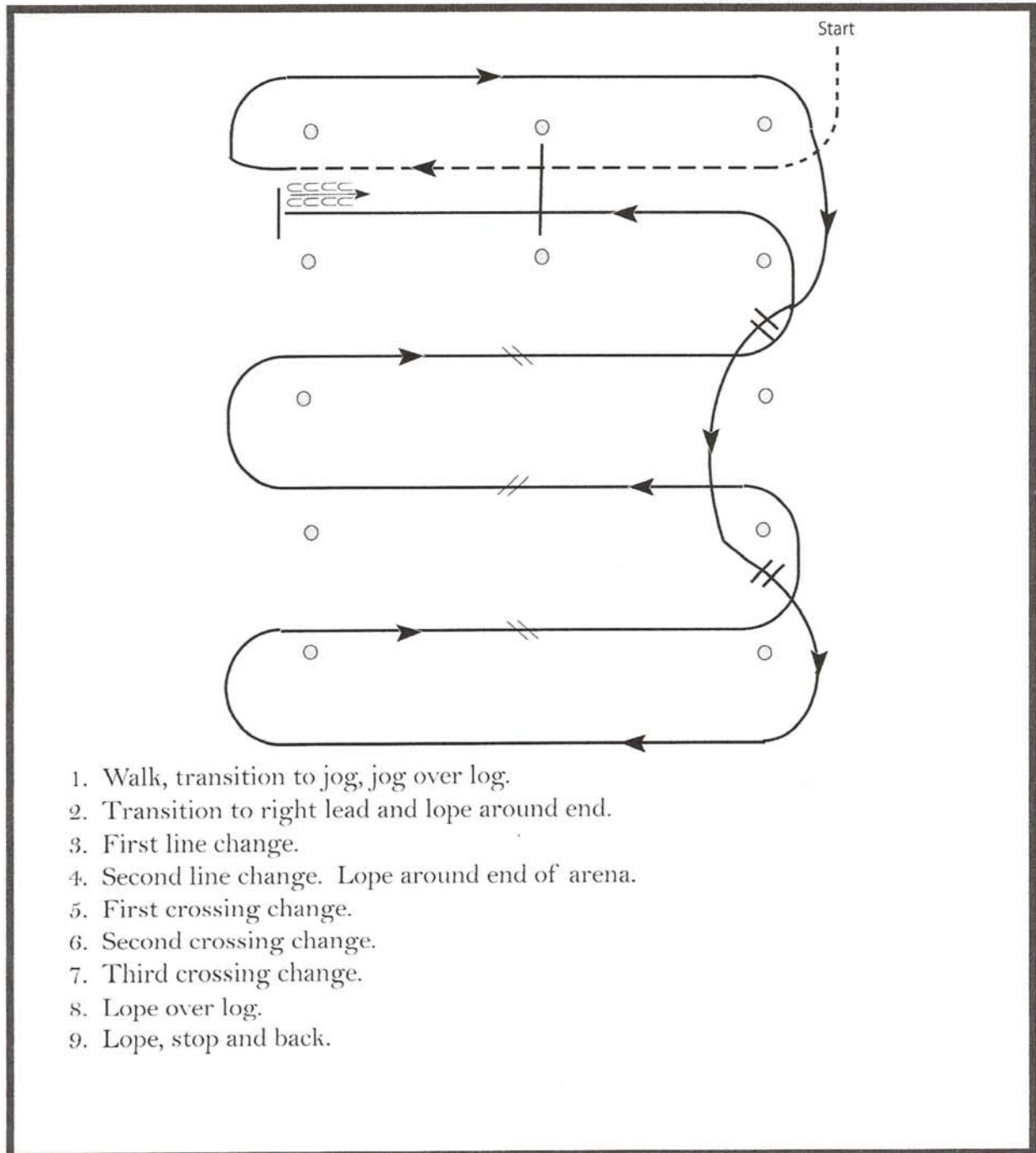
7. Jog Poles
8. Jog Pole
9. Break to Walk into Box, 360 Either Way, Walk Out
10. Walk Poles



# Western Riding

## Level 1, Green, Novice

### Saturday

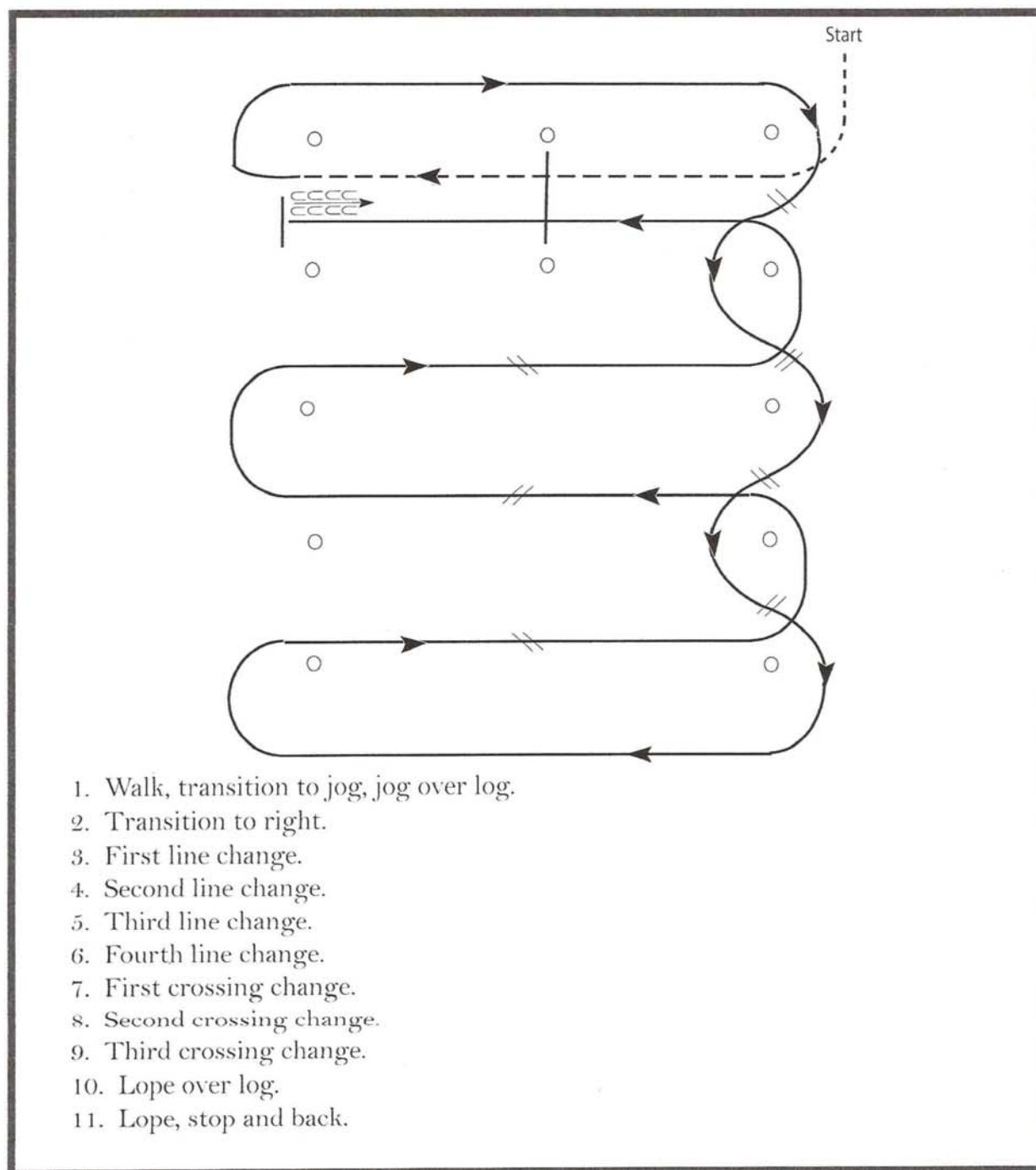


[WR/GP-4]



# Western Riding

All Breed, Amateur, Open, Select, Youth  
Saturday



[WR/OP-4]



# Western Horsemanship

All Walk Trot

Saturday



Be ready at A.

A

1. Perform an extended jog from A and a square corner at center of pattern.
2. Slow to a jog and continue in a straight line.
3. Stop and perform a 1 1/4 turn left.
4. Back.
5. Walk until you cross your line.
6. Exit arena at an extended jog.

Walk	-----
Jog	-----
Extended Jog	-----
Lope	-----
Lead Change	
Back	
Marker	B

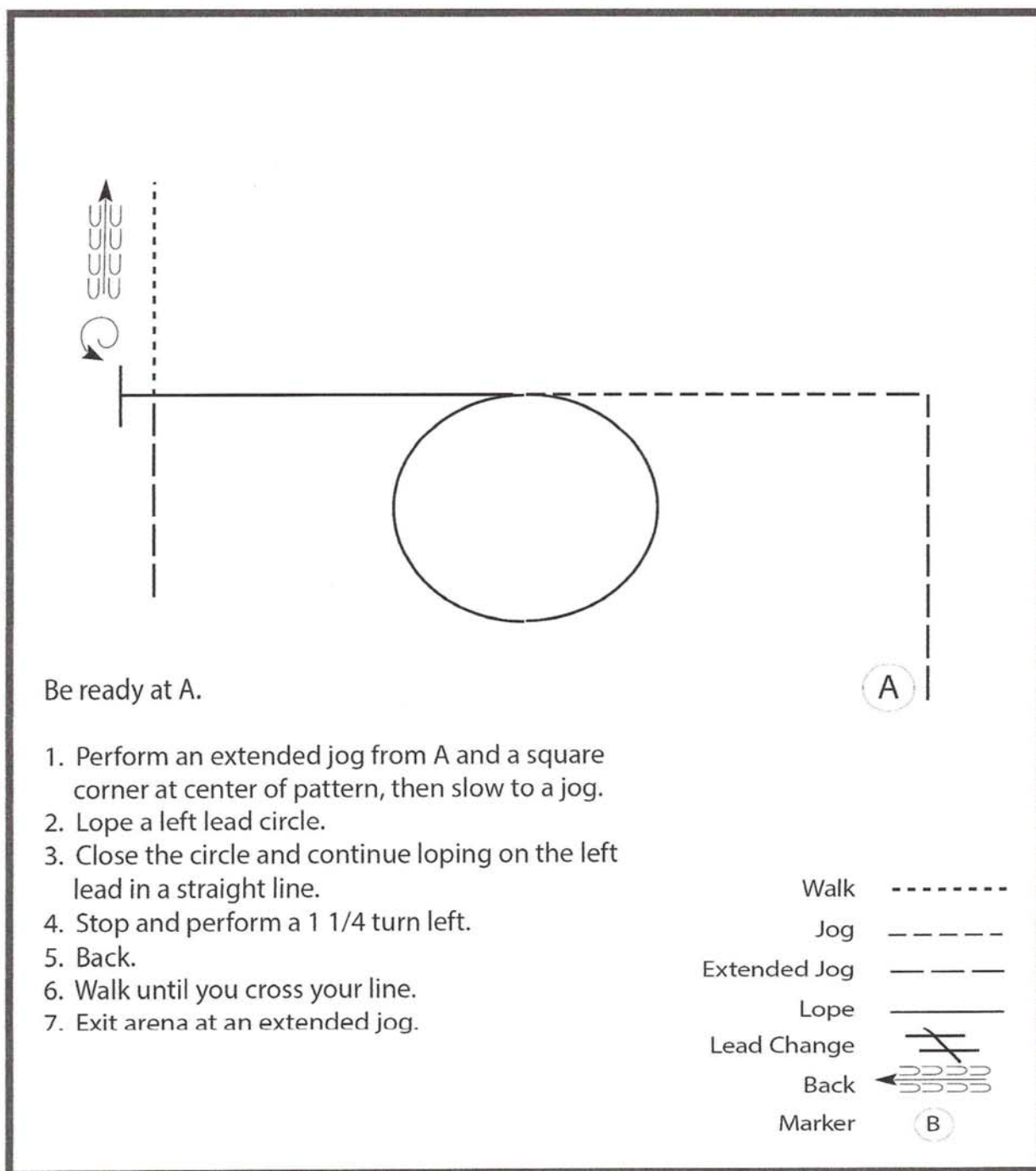
[WH/wt\_104]



# Western Horsemanship

## Rookie, Level 1, Novice

### Saturday





# Western Horsemanship

## All Breed, Amateur, Select, Youth

### Saturday

Be ready at A.

1. Perform an extended jog from A and a square corner at center of pattern.
2. Slow to a jog and make a square corner at center.
3. Lope a right lead square.
4. Change leads at center and lope a left lead circle.
5. Close the circle and continue loping on the left lead in a straight line.
6. Stop and perform a 1 1/4 turn left.
7. Back.
8. Walk until you cross your line.
9. Exit arena at an extended jog.

Walk	-----
Jog	- - - - -
Extended Jog	- . - . -
Lope	—————
Lead Change	
Back	
Marker	(B)

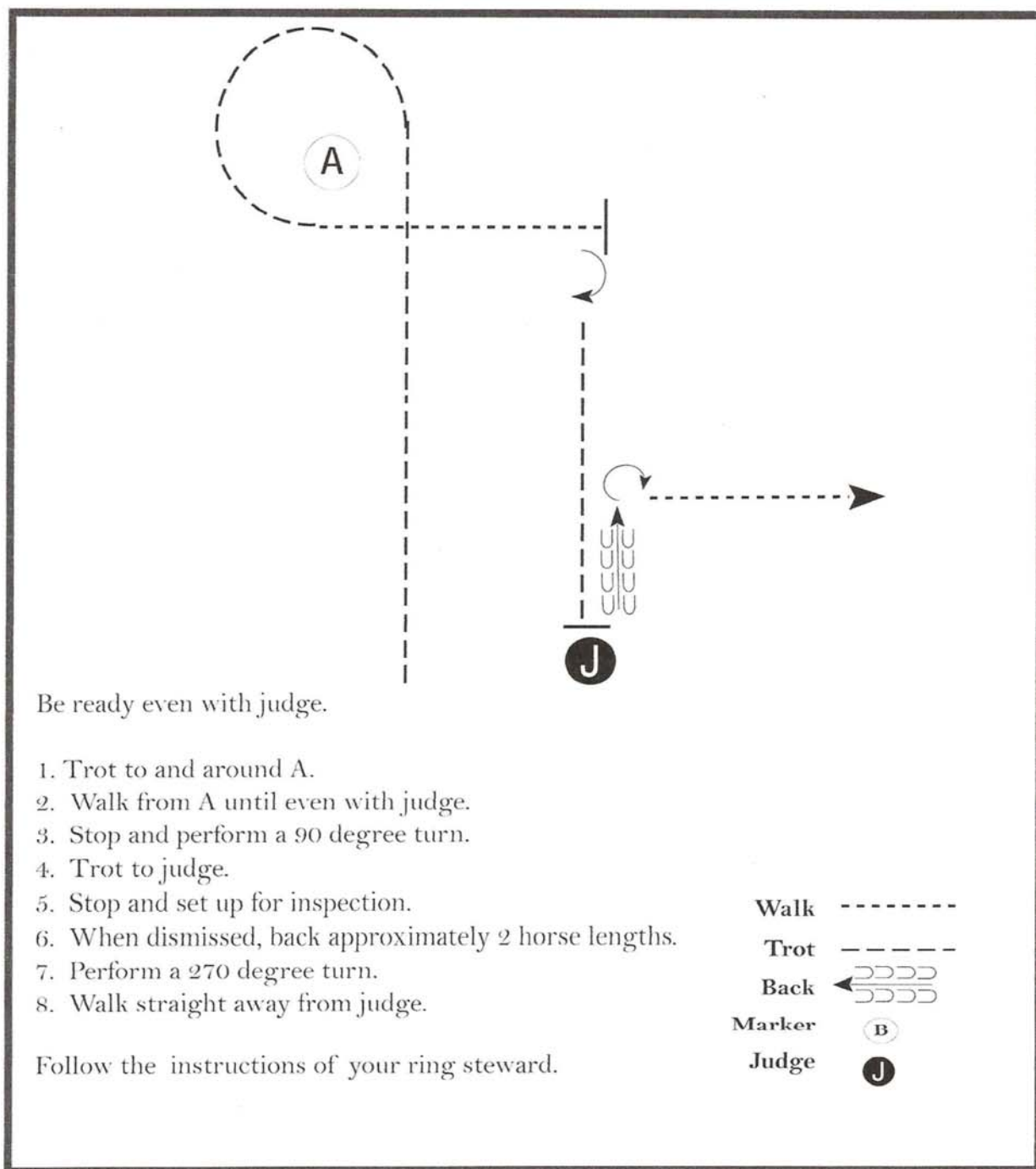




# Showmanship

## Rookie, Level 1, Novice

### Sunday

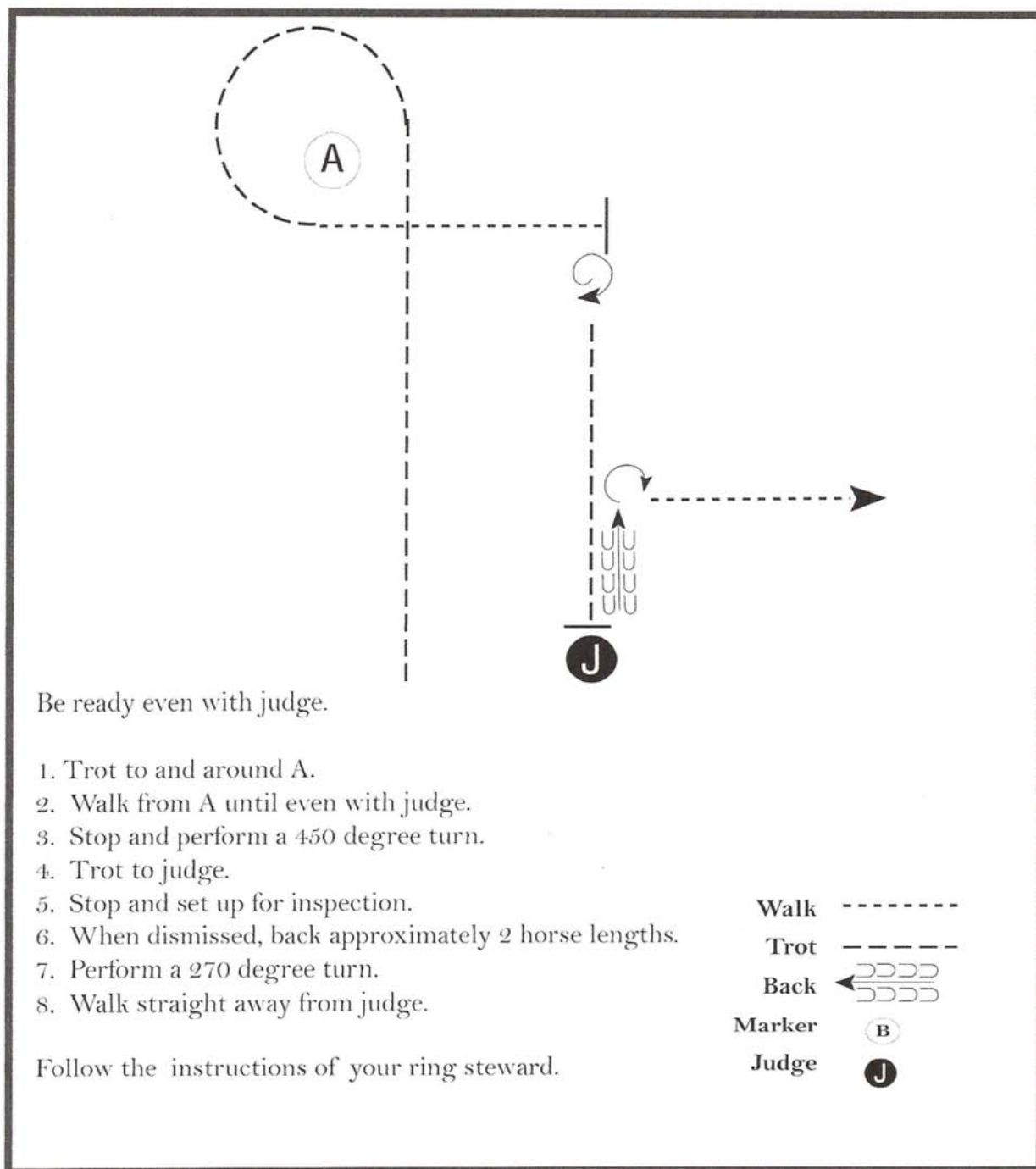




# Showmanship

## All Breed, Amateur, Select, Youth

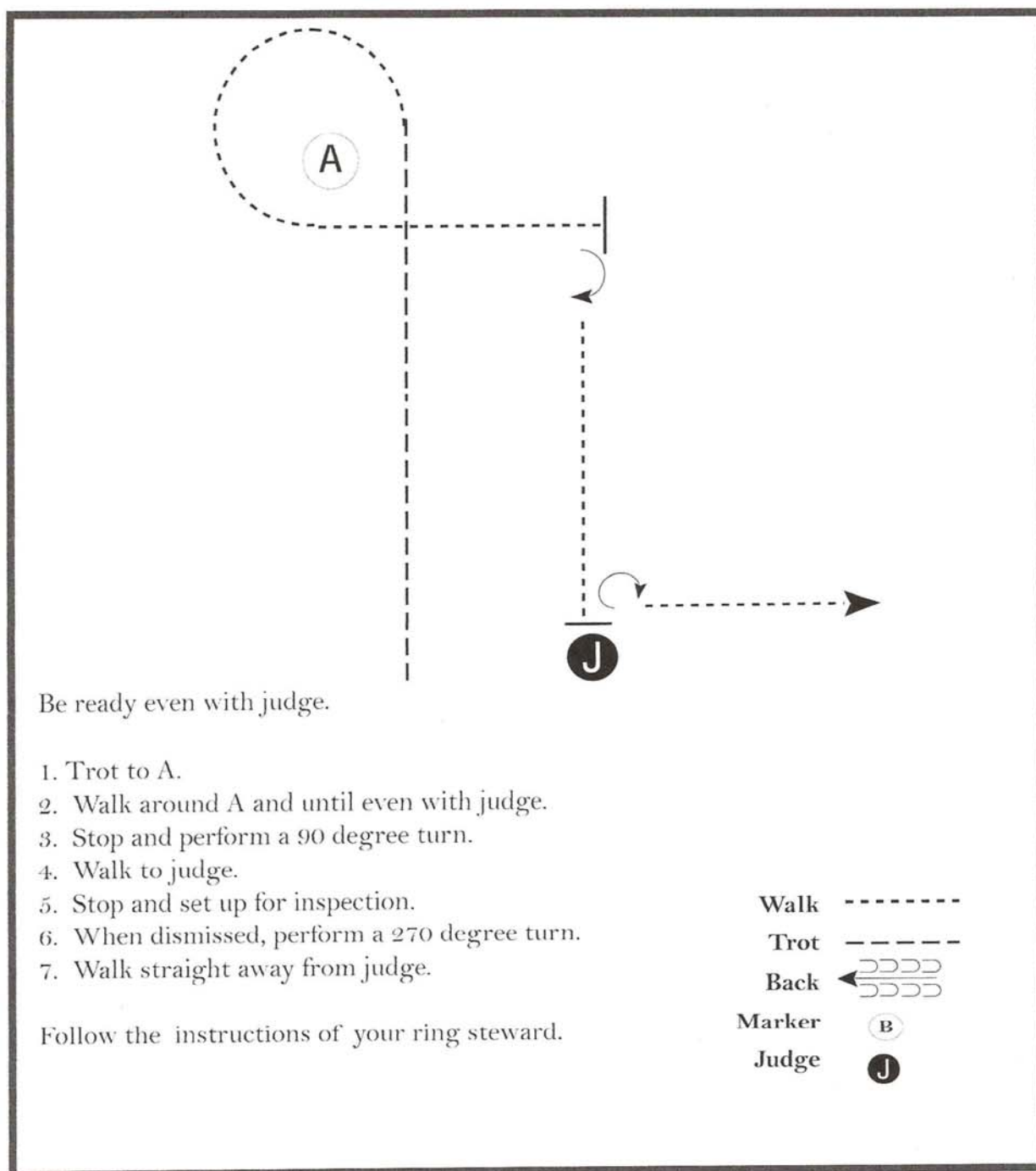
### Sunday





# Showmanship

## All Walk Trot (APHA Walk Trot - Walk where Trot) Sunday



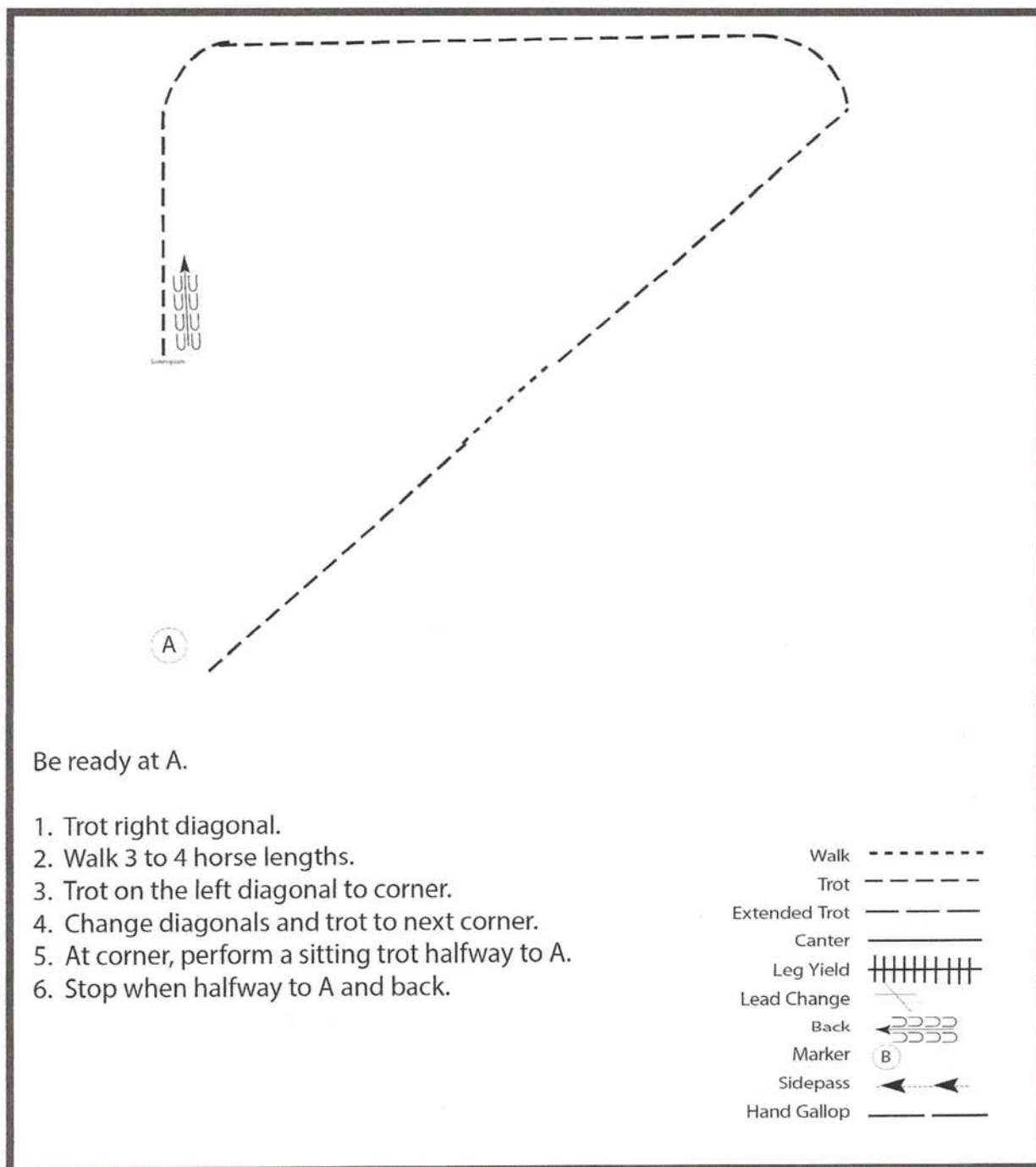
[S/WT-76]



# Hunt Seat Equitation

## All Walk Trot

### Sunday

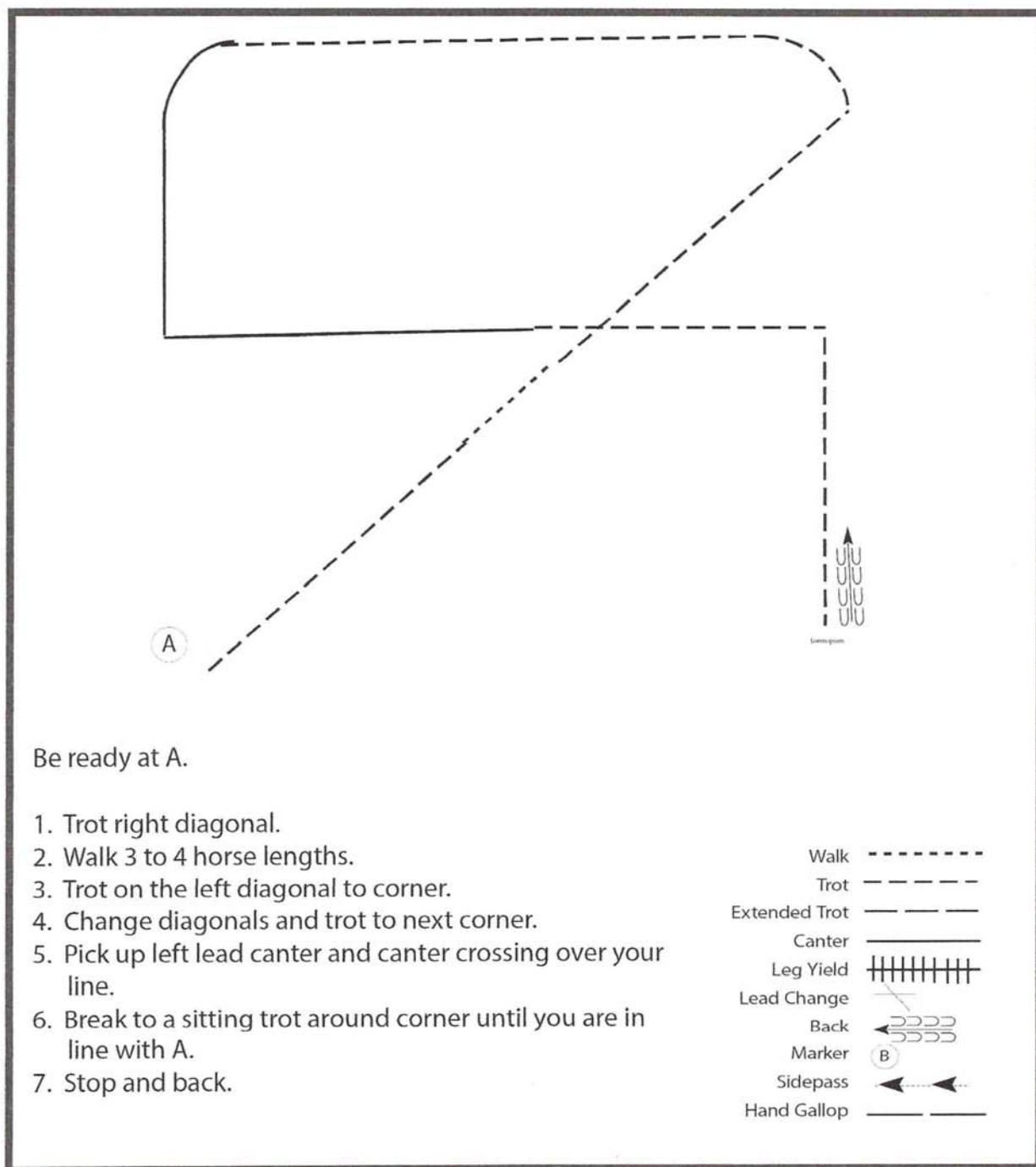


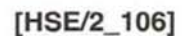
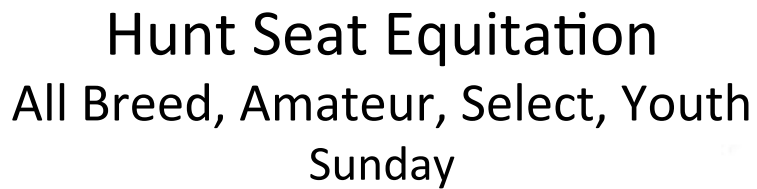


# Hunt Seat Equitation

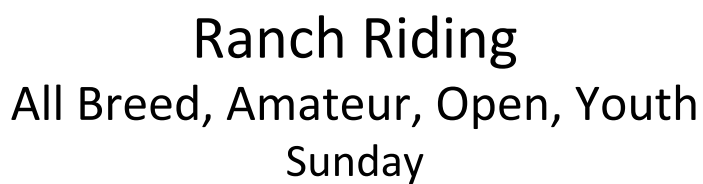
## Rookie, Level 1, Novice

### Sunday





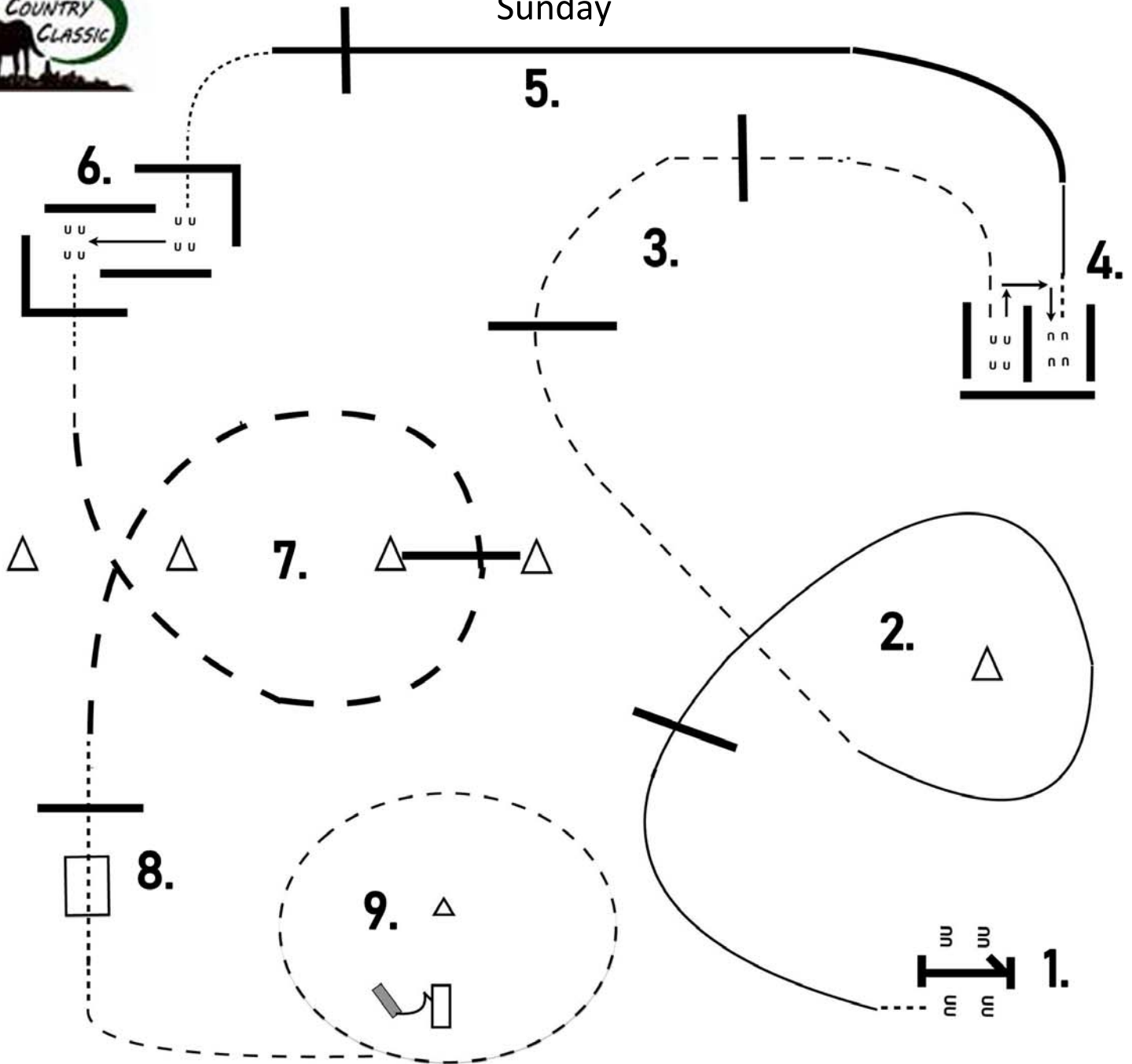






# Ranch Trail

Sunday



1. Gate Right Hand
2. Walk Away from Gate, Lope Right Lead Over Log and Lope Around Marker
3. Break to Trot, Trot Over Logs
4. Trot Into Chute, Stop and Back U Turn Between Logs and Walk Out
5. Lope Left Lead Over Log
6. Break to Walk, Walk Over Log, Side Pass Right, Walk Over Log
7. Trot then Extend Trot Between Markers and Over Log
8. Break to Walk, Walk Over Log and Bridge
9. Trot to Log Drag, Work Drag at Walk or Trot  
(Youth Do Not Log Drag, Trot Around Cone)