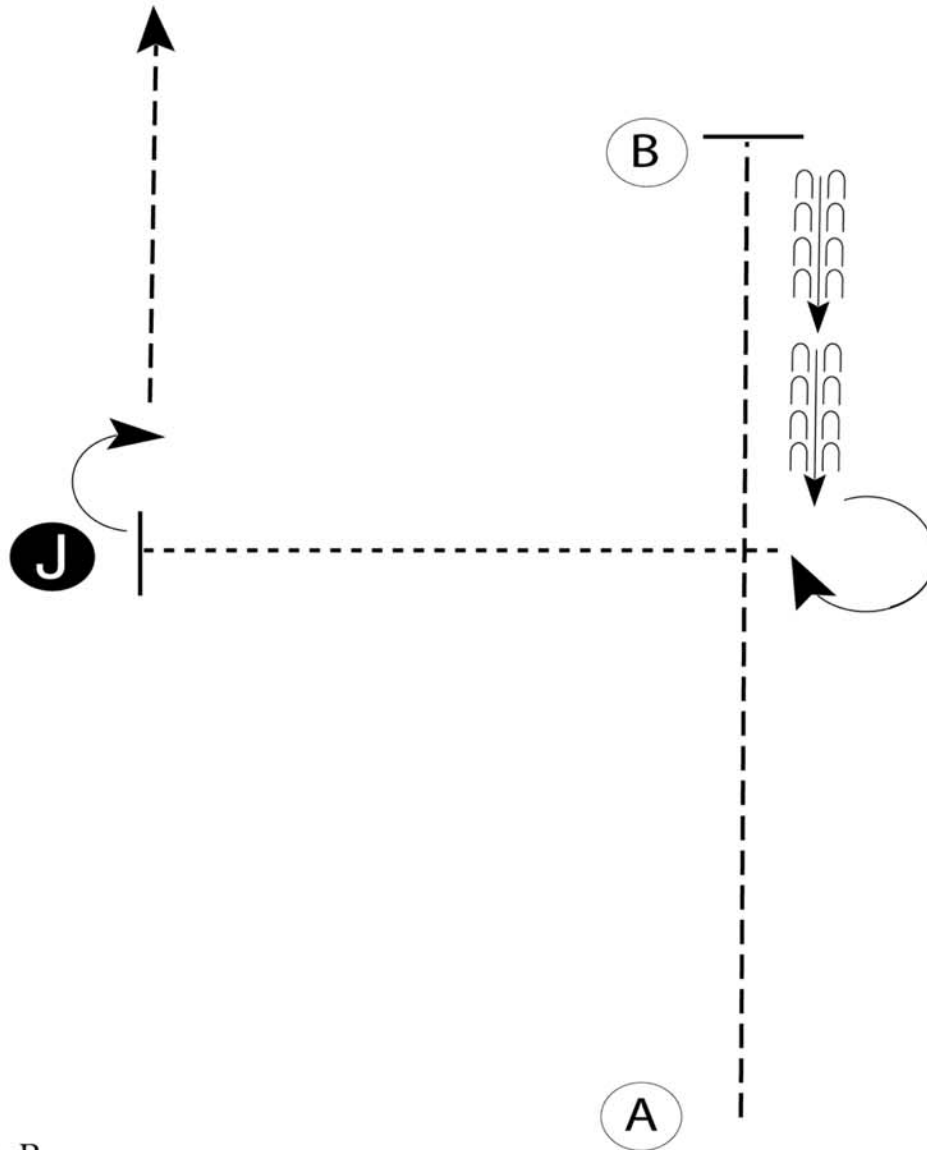


Showmanship

Small Fry

APHA Walk Trot (Walk where Trot)

Thursday



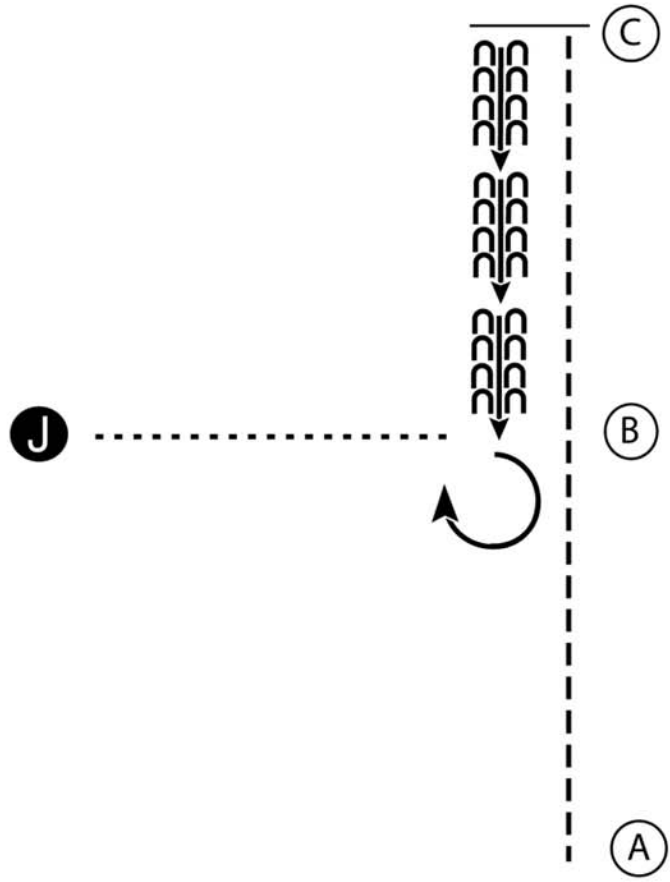
1. Trot A to B.
2. Stop at B.
3. Back halfway to A.
4. Perform a 270 degree turn .
5. Walk to the judge, stop and set up for inspection.
6. When dismissed, perform a 90 degree turn and trot away from judge.

Walk	-----
Trot	- - - - -
Back	← C C C C C C
Marker	⊙ B
Judge	● J


Follow the instructions of your ring steward.

Showmanship

All Breed, Level 1, Novice, Rookie
Thursday

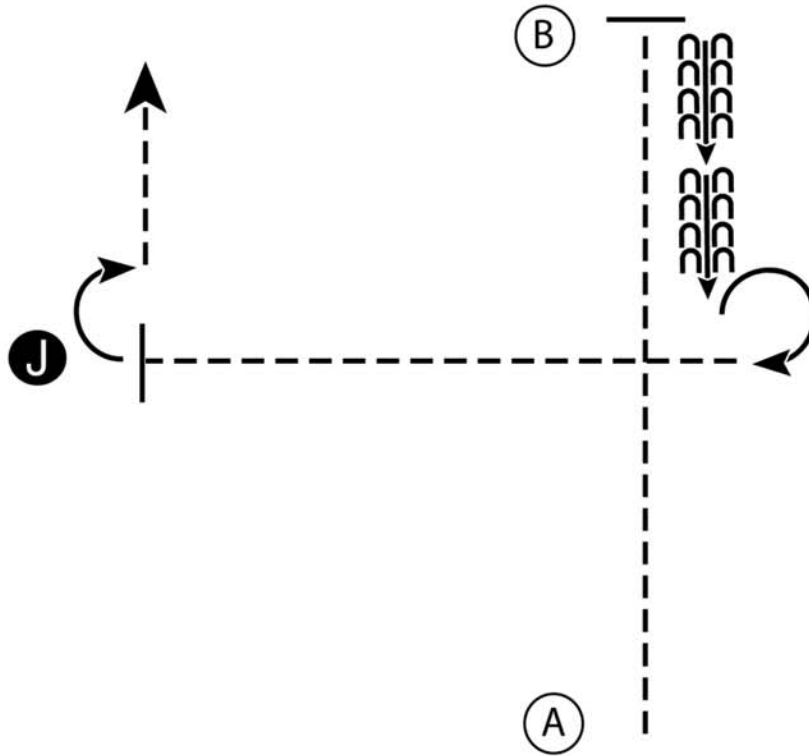


1. Trot from A to C.
2. Stop at C.
3. Back to B.
4. Perform a 270 degree turn.
5. Walk to the judge and set up for inspection.
6. When dismissed walk to line-up.

Walk
 Trot - - - - -
 Back 
 Marker (B)
 Judge (J)

Showmanship

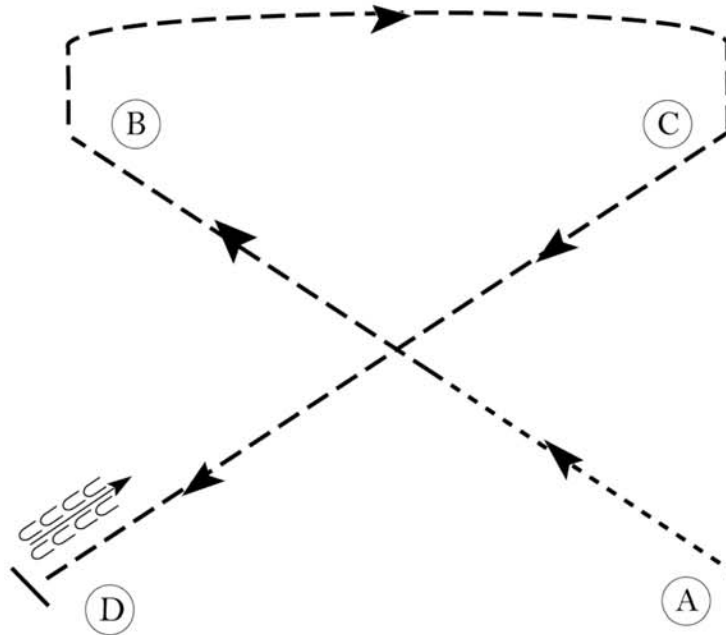
Amateur, Select, Masters, Youth
Thursday



1. Trot A to B
2. Stop at B and back halfway to A
3. Stop and perform a 270 degree turn
4. Trot to judge and set up for inspection
5. When dismissed perform a 90 degree turn and trot away from judge

Walk
 Trot - - - - -
 Back ← C C C C C
 Marker (B)
 Judge (J)

Equitation
Small Fry, Walk Trot
Thursday



Be ready at A.

1. Walk 1/2 way to B.
2. Posting trot on the left diagonal to B.
3. Sitting trot to C.
4. Posting trot on the right diagonal to D.
5. Halt at D and back approximately one horse length.

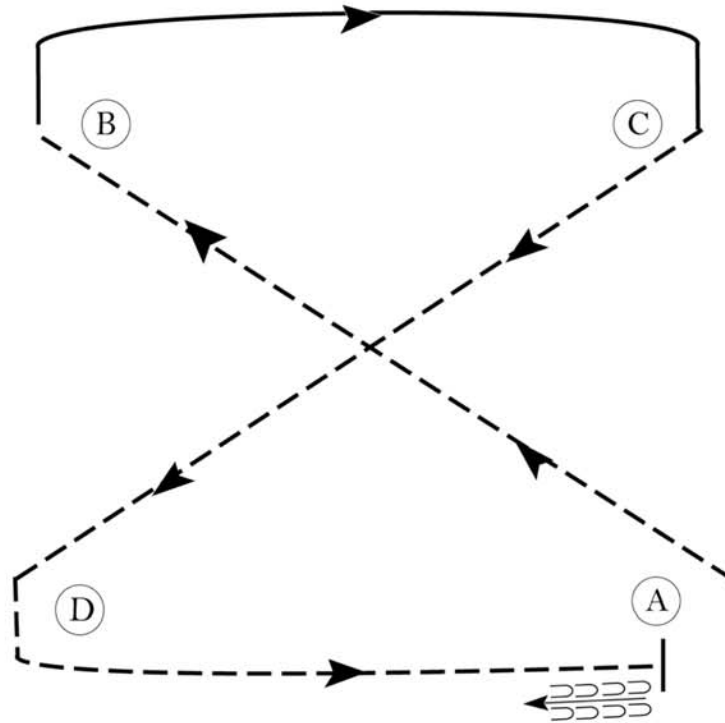
Exit at a sitting trot.

Walk	-----
Trot	- - - - -
Extended Trot	— — — — —
Canter	—————
Leg Yield	
Lead Change	— / —
Back	←←←←←
Marker	Ⓚ
Sidepass	← - - - - →
Hand Gallop	— — — — —

Equitation

All Breed, Level 1, Novice, Rookie

Thursday

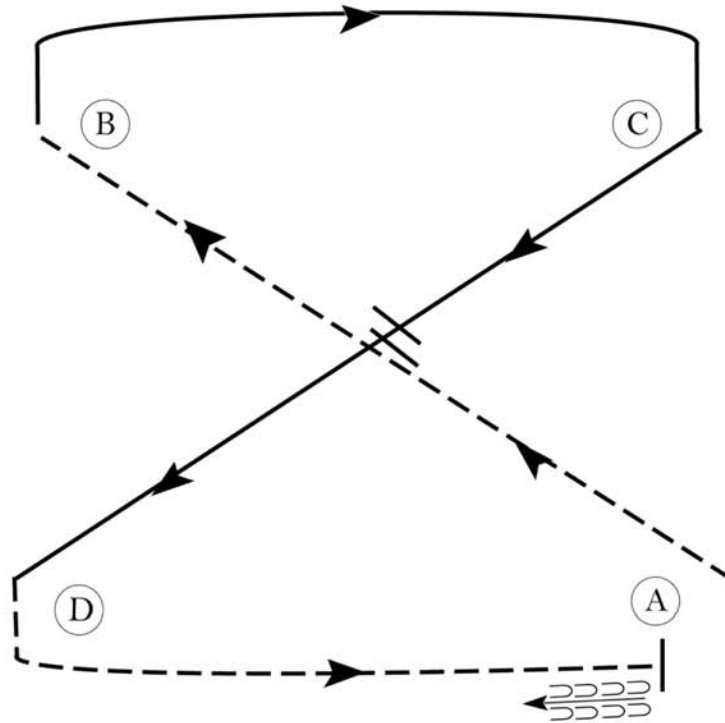


Be ready at A.

1. Posting trot on the left diagonal to B.
2. Canter on the right lead to and around C.
3. Posting trot on the right diagonal to D.
4. Sitting trot to A.
5. Halt at A and back approximately one horse length.

Exit at a sitting trot.

Walk	-----
Trot	- - - - -
Extended Trot	— — — — —
Canter	—————
Leg Yield	
Lead Change	— / —
Back	← ← ← ← ←
Marker	Ⓚ
Sidepass	← - - - - ←
Hand Gallop	— — — — —



Be ready at A.

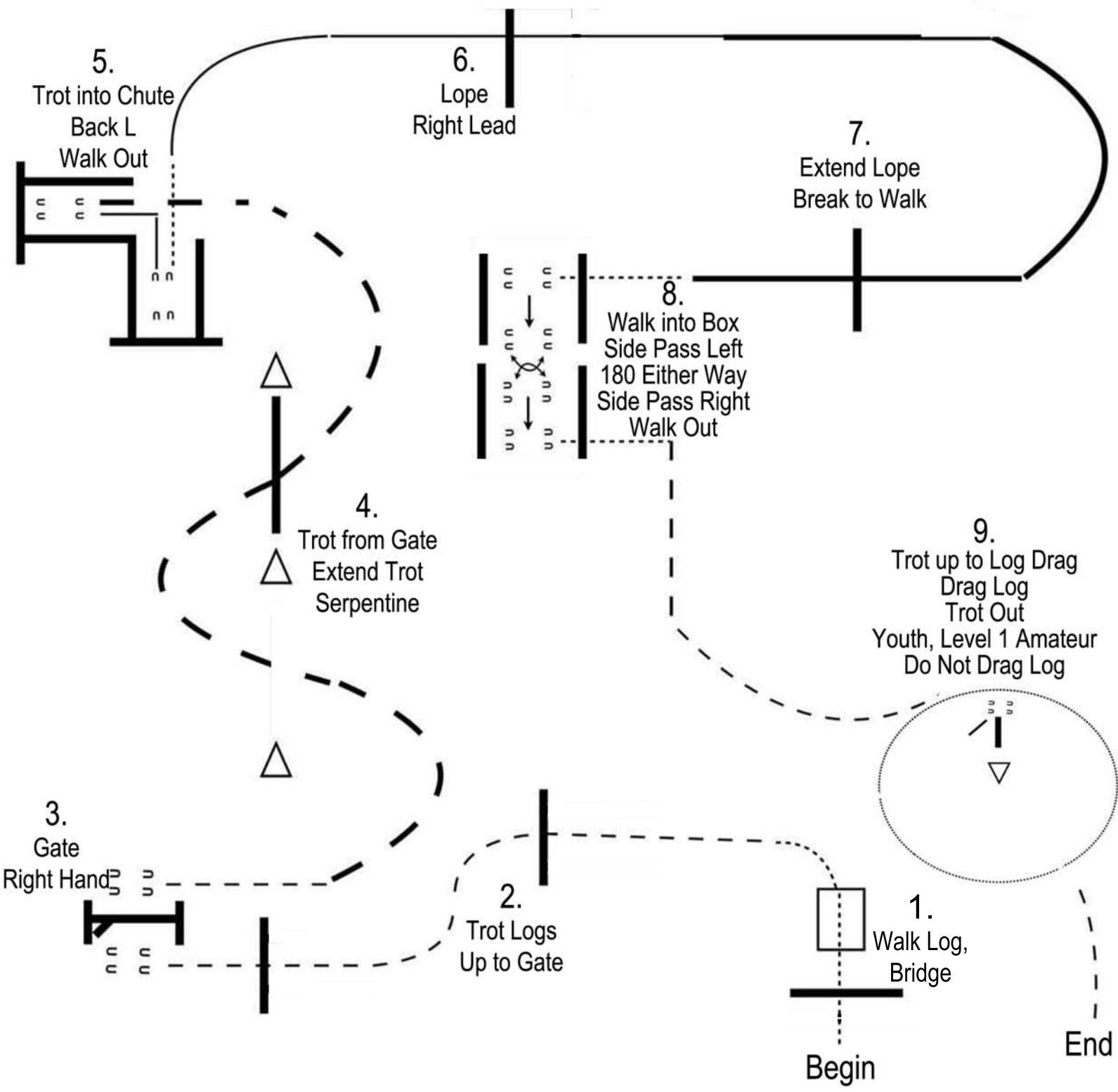
1. Posting trot on the left diagonal to B.
2. Canter on the right lead to and around C and 1/2 way to D.
3. Change leads and canter to D.
4. Posting trot on the right diagonal to A.
5. Halt at A and back approximately one horse length.

Exit at a sitting trot.

Walk	-----
Trot	-----
Extended Trot	-----
Canter	-----
Leg Yield	
Lead Change	—/—
Back	←←←
Marker	(B)
Sidepass	←-----←
Hand Gallop	— —

Ranch Trail

Thursday



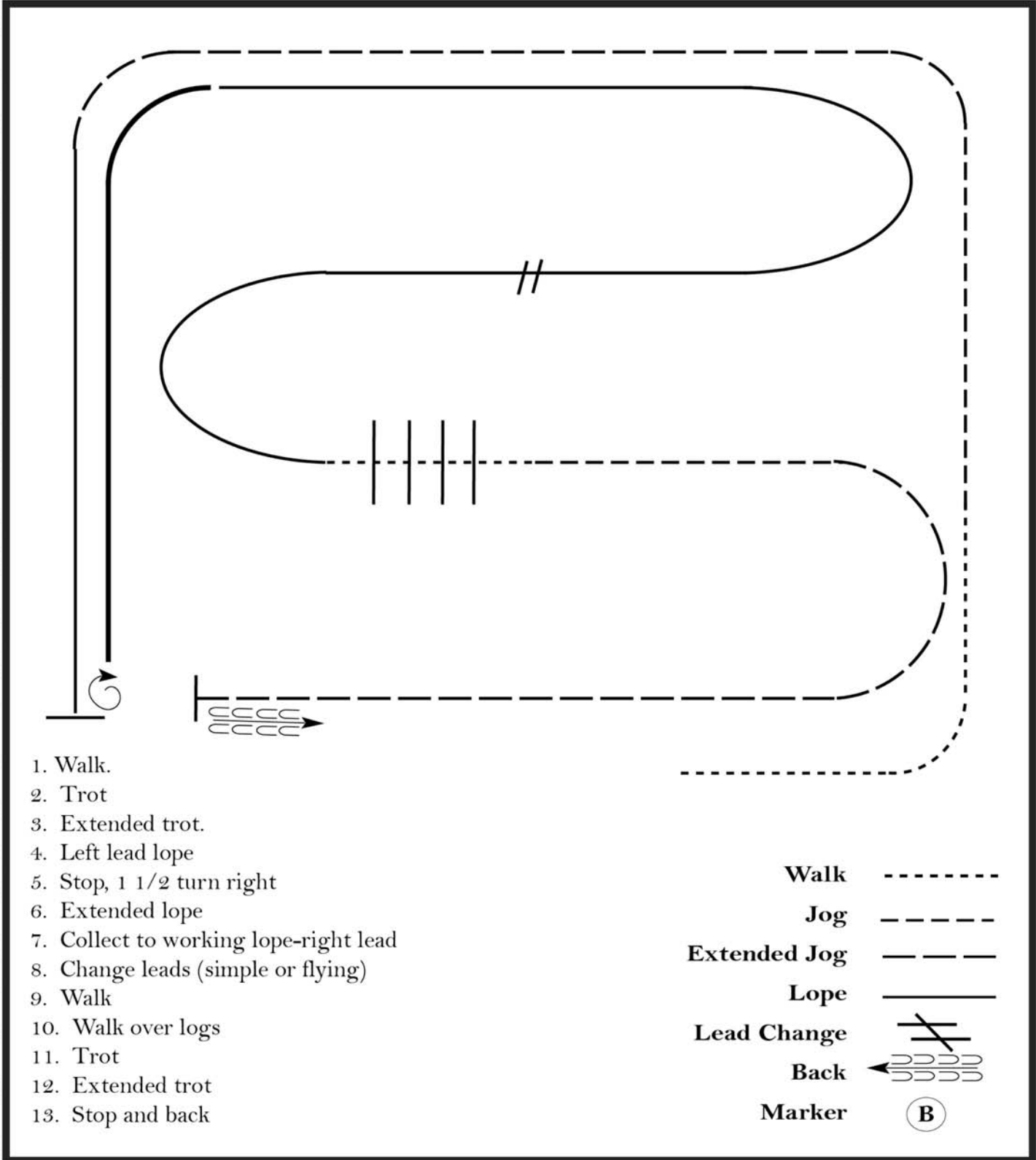


Ranch Riding

Thursday

www.HorseShowPatterns.com

www.HorseShowPatterns.com



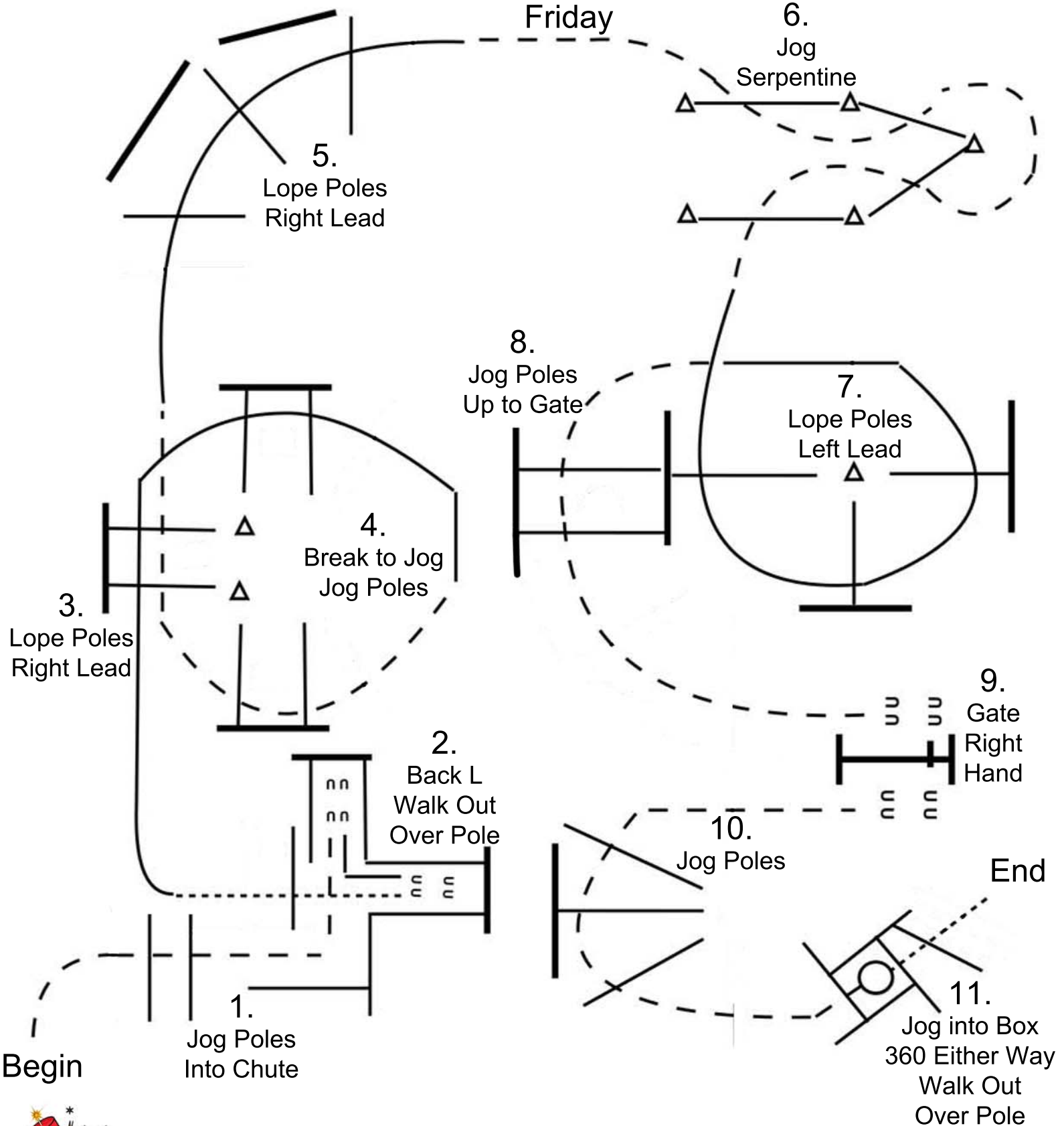
1. Walk.
2. Trot
3. Extended trot.
4. Left lead lope
5. Stop, 1 1/2 turn right
6. Extended lope
7. Collect to working lope-right lead
8. Change leads (simple or flying)
9. Walk
10. Walk over logs
11. Trot
12. Extended trot
13. Stop and back

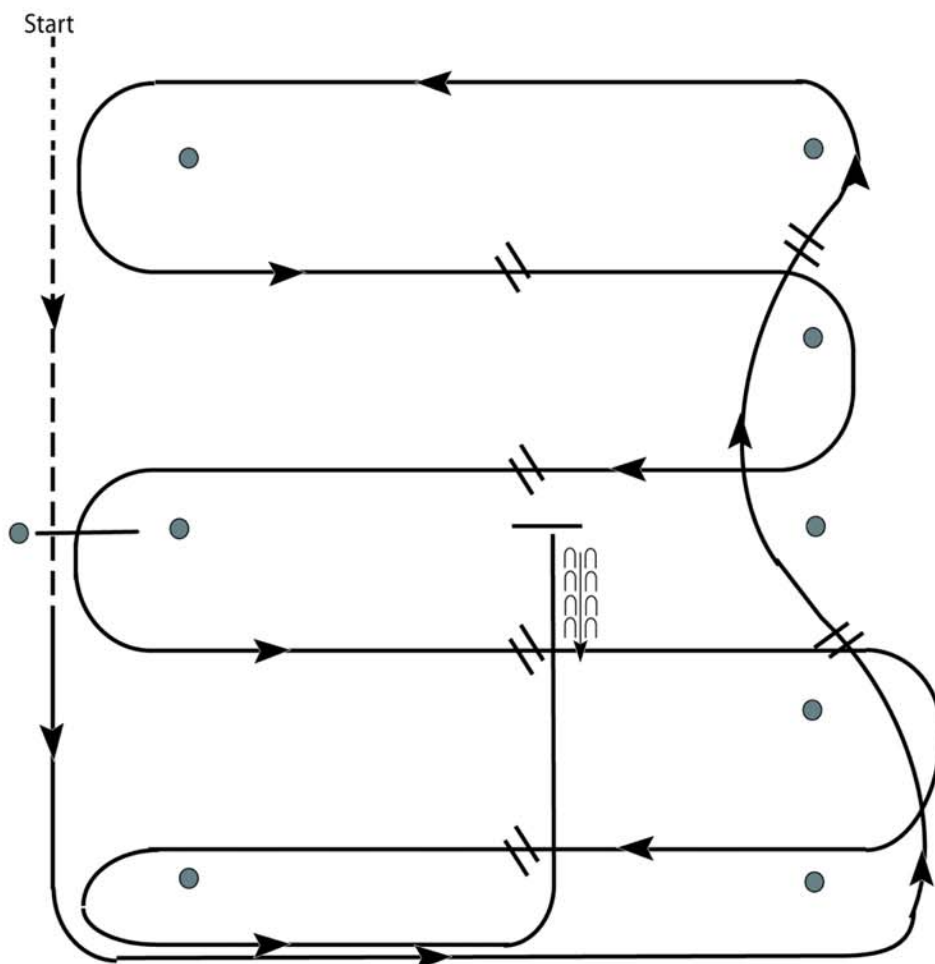
Walk	-----
Jog	- - - - -
Extended Jog	— — — —
Lope	
Lead Change	///
Back	← ~ ~ ~ ~
Marker	Ⓚ

Trail

All Breed, Level 1, Novice, Green, Rookie
Amateur, Select, Youth, Level 2, Level 3, Open
Small Fry, Walk Trot (Jog where Lope)

Friday





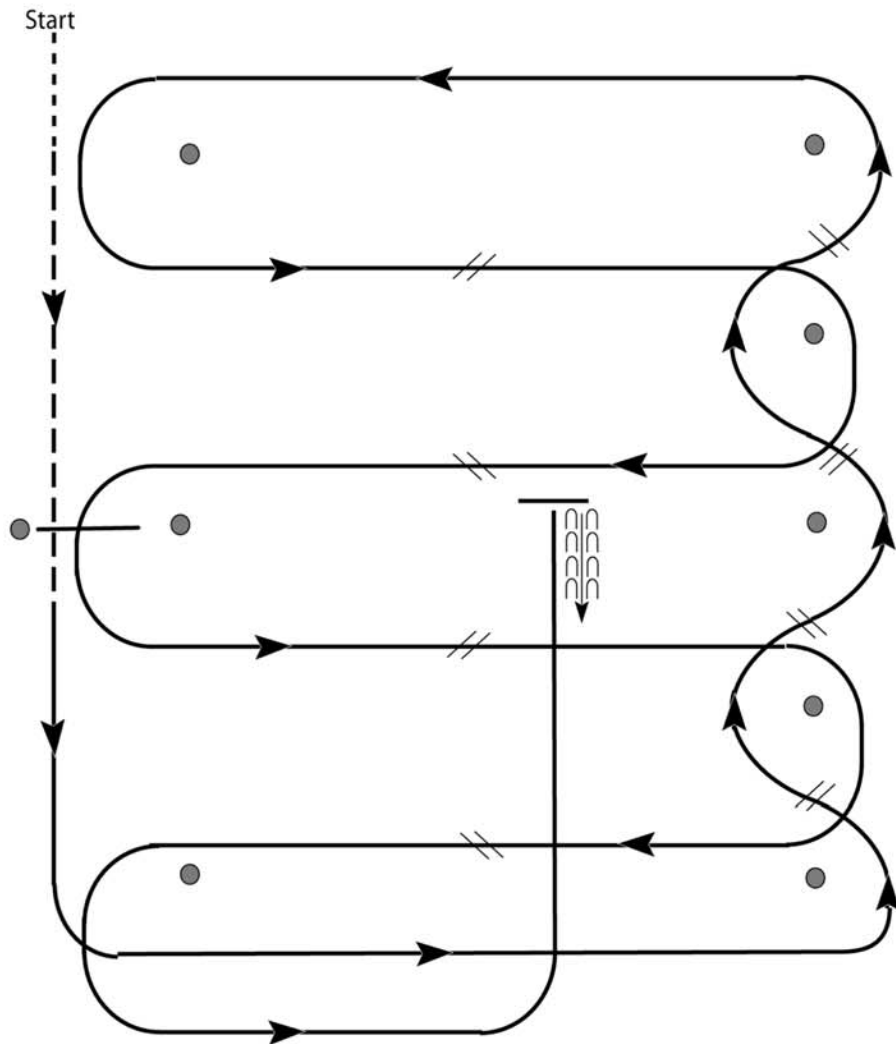
1. Walk at least 15' & jog over log.
2. Transition to left lead and lope around end.
3. First line change.
4. Second line change. Lope around end of arena
5. First crossing change.
6. Second crossing change.
7. Lope over log.
8. Third crossing change.
9. Fourth crossing change.
10. Lope up the center, stop and back.

Western Riding

All Breed, Amateur, Select, Masters, Youth

Level 2, Level 3, APHA Open

Friday



1. Walk and jog over log.
2. Transition to lope and lope around end.
3. First line change.
4. Second line change.
5. Third line change.
6. Fourth line change and lope around the end of the arena.
7. First crossing change.
8. Second crossing change.
9. Lope over log.
10. Third crossing change.
11. Fourth crossing change.
12. Lope up the center, stop and back.




Horsemanship

Small Fry, Walk Trot

Friday

www.HorseShowPatterns.com

www.HorseShowPatterns.com



Be ready at A.

1. Walk from A to B.
2. Stop past B and execute a 270 degree turn to the right.
3. Jog from B around C.
4. Extend the jog from C to D.
5. Stop at D and back one horse length.

Please exit at a jog.

Walk	-----
Jog	- - - - -
Extended Jog	— — — —
Lope	—————
Leg Yield	
Lead Change	↙
Back	←←←←←
Marker	(B)
Sidepass	←-----→

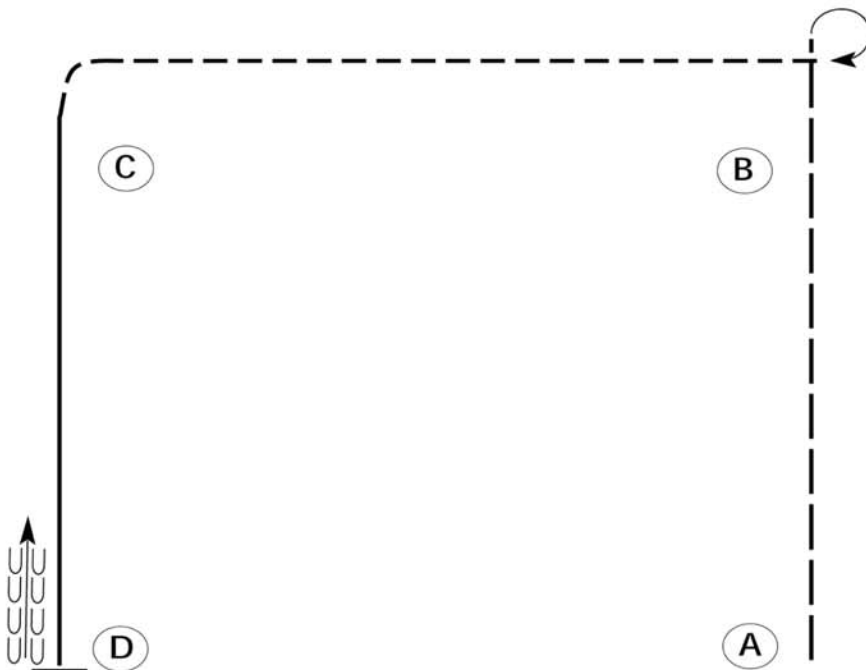


Horsemanship

All Breed, Level 1, Novice, Rookie
Friday

www.HorseShowPatterns.com

www.HorseShowPatterns.com



Be ready at A.

1. Extended jog from A to B.
2. Stop past B and execute a 270 degree turn to the right.
3. Jog from B around C.
4. Lope on the left lead from C to D.
5. Stop at D and back one horse length.

Please exit at a jog.

Walk	-----
Jog	-----
Extended Jog	-----
Lope	—————
Leg Yield	
Lead Change	↙
Back	←←←←←
Marker	(B)
Sidepass	←-----→




Horsemanship

Amateur, Select, Masters, Youth
Friday

www.HorseShowPatterns.com

www.HorseShowPatterns.com



Be ready at A.

1. Lope on the right lead from A to B.
2. Stop past B and execute a 270 degree turn to the right.
3. Jog from B around C.
4. Lope on the left lead from C to D.
5. Stop at D and back one horse length.

Please exit at a jog.

Walk	-----
Jog	-----
Extended Jog	-----
Lope	—————
Leg Yield	
Lead Change	↙↘
Back	←←←←←
Marker	⊙
Sidepass	←←←←←

[WH/2-23]

Showmanship

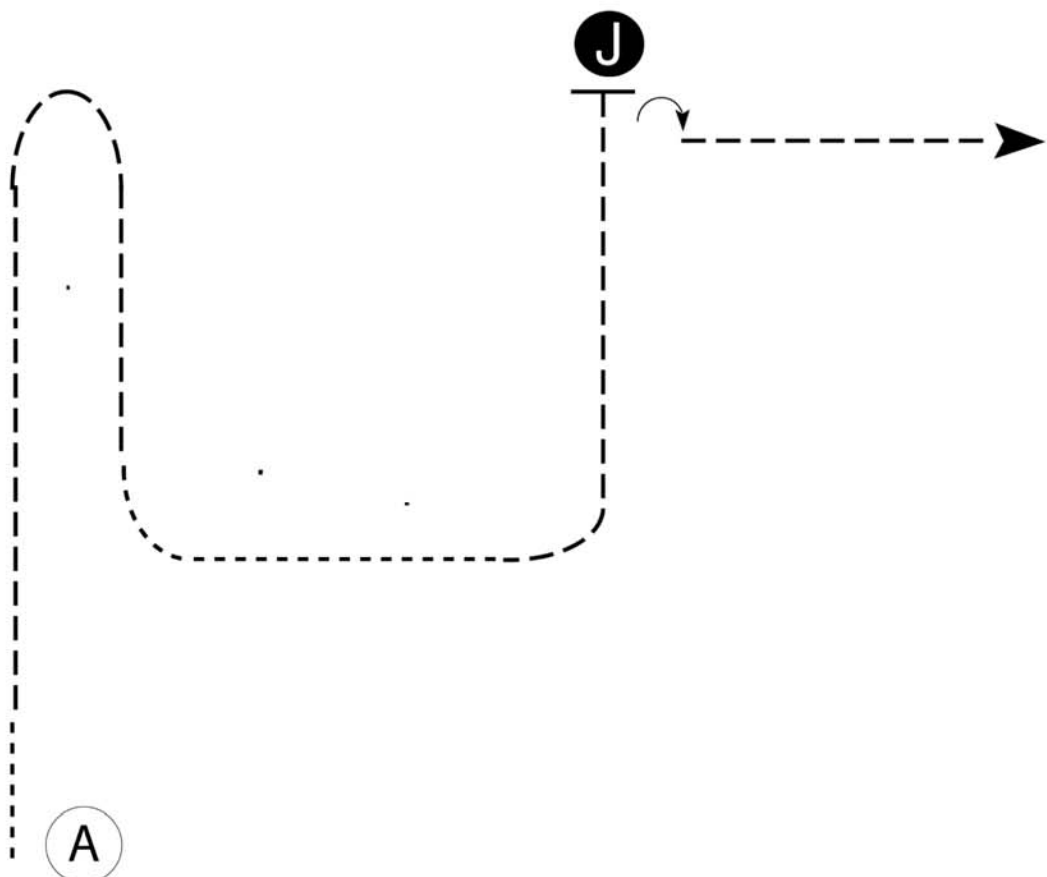
Small Fry

APHA Walk Trot (Walk where Trot)

Saturday

www.HorseShowPatterns.com

www.HorseShowPatterns.com



Be ready at A.

1. Walk approximately 2 horse lengths.
2. Trot a loop until halfway to A.
3. Walk a corner and several strides.
4. Trot to Judge as shown.
5. Stop and set up.
6. Inspection.
7. Perform a 90 degree turn and trot to exit.

Walk	-----
Trot	- - - - -
Back	←
Marker	Ⓚ
Judge	●

[S/WT-127]

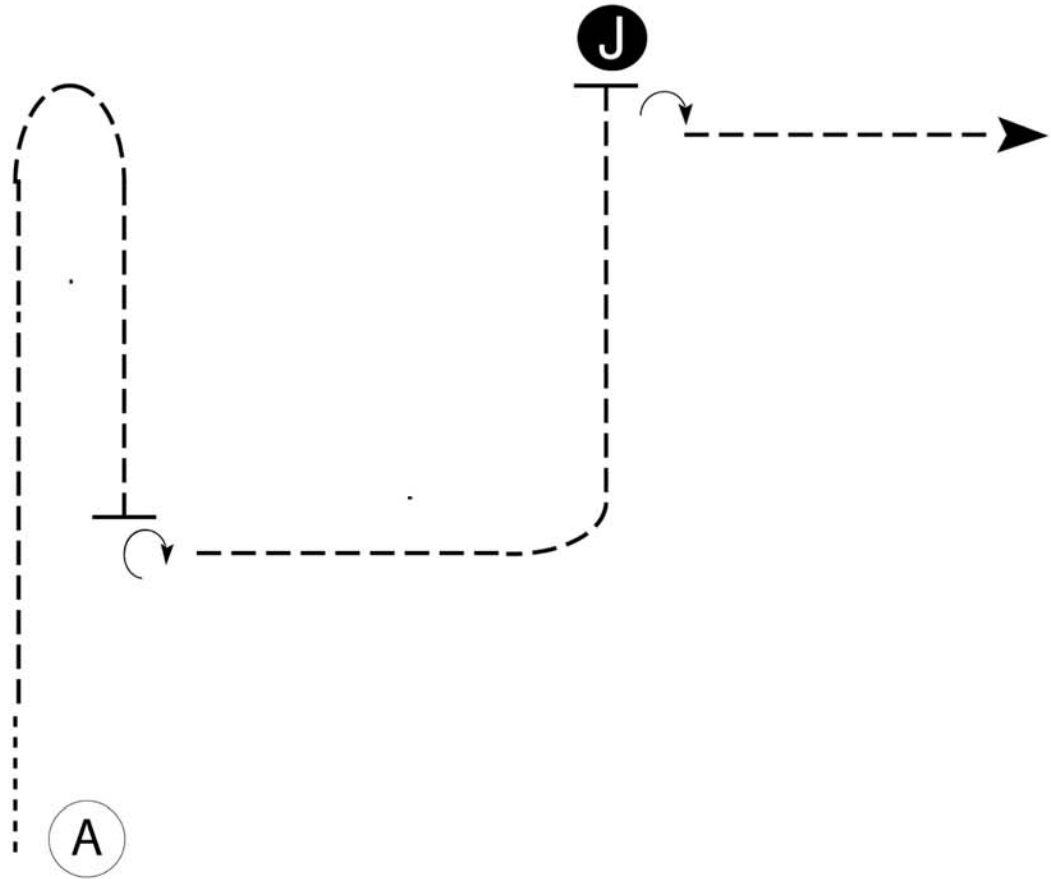


Showmanship

All Breed, Level 1, Novice, Rookie
Saturday

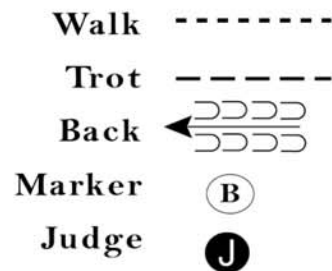
www.HorseShowPatterns.com

www.HorseShowPatterns.com



Be ready at A.

1. Walk approximately 2 horse lengths.
2. Trot a tight loop and stop halfway to A.
3. Perform a 270 degree turn.
4. Trot to Judge as shown.
5. Stop and set up.
6. Inspection.
7. Perform a 90 degree turn and trot to exit.



[S/1-127]

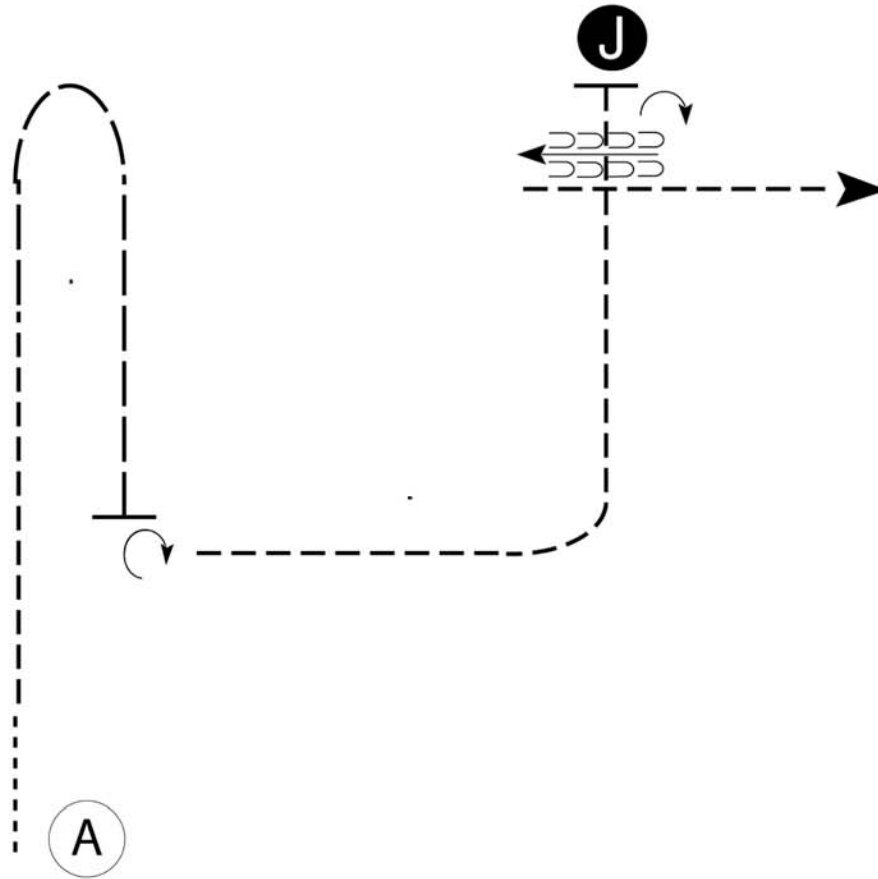


Showmanship

Amateur, Select, Masters, Youth
Saturday

www.HorseShowPatterns.com

www.HorseShowPatterns.com



Be ready at A.

1. Walk approximately 2 horse lengths.
2. Trot several strides and build to an extended trot.
Make a tight loop at the extended trot.
3. Stop halfway to A. Perform a 270 degree turn.
4. Trot to Judge as shown.
5. Stop and set up.
6. Inspection.
7. Perform a 90 degree turn and back approximately 2 horse lengths.
8. Trot to exit.

- Walk -----
Trot _____
Back ← ← ←
Marker (B)
Judge (J)

[S/3-127]



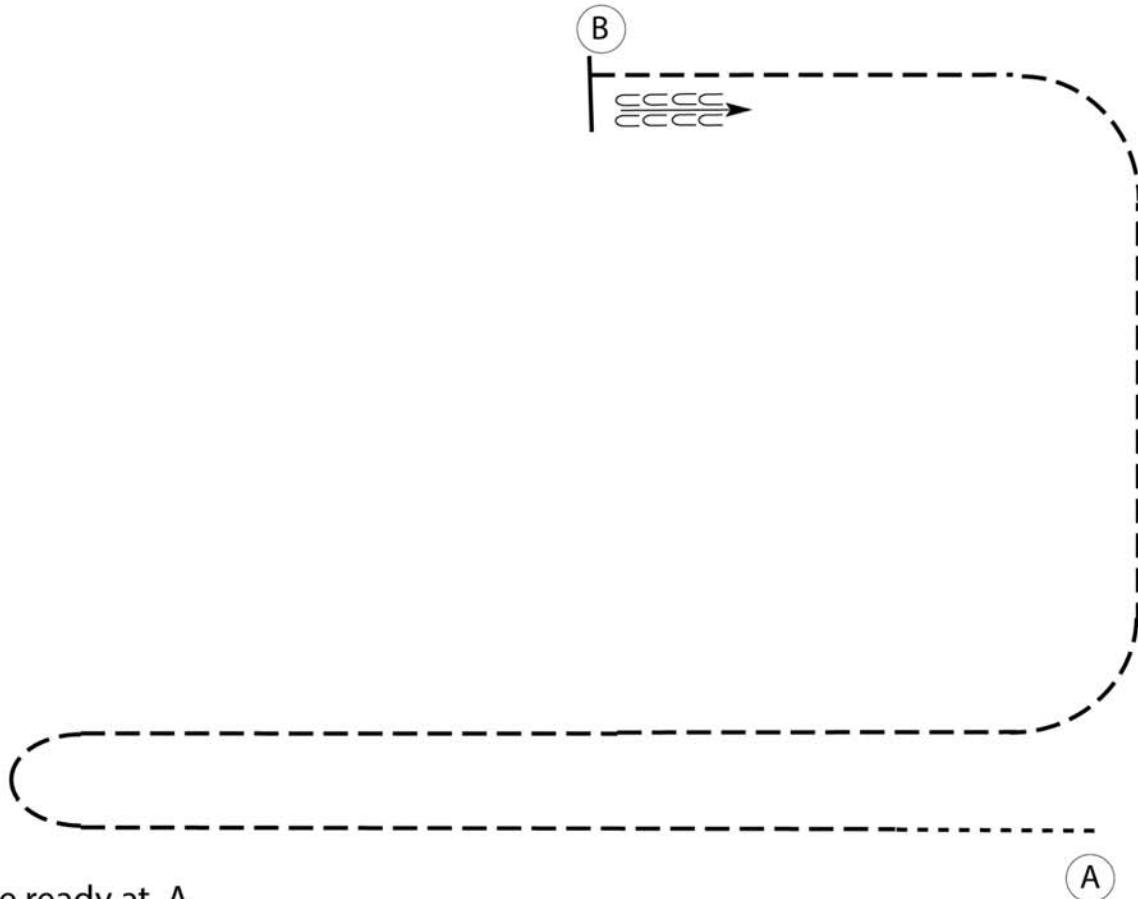
Equitation

Small Fry, Walk Trot

Saturday

www.HorseShowPatterns.com

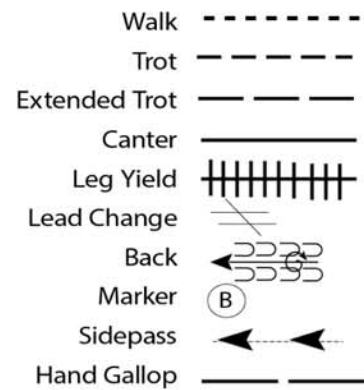
www.HorseShowPatterns.com



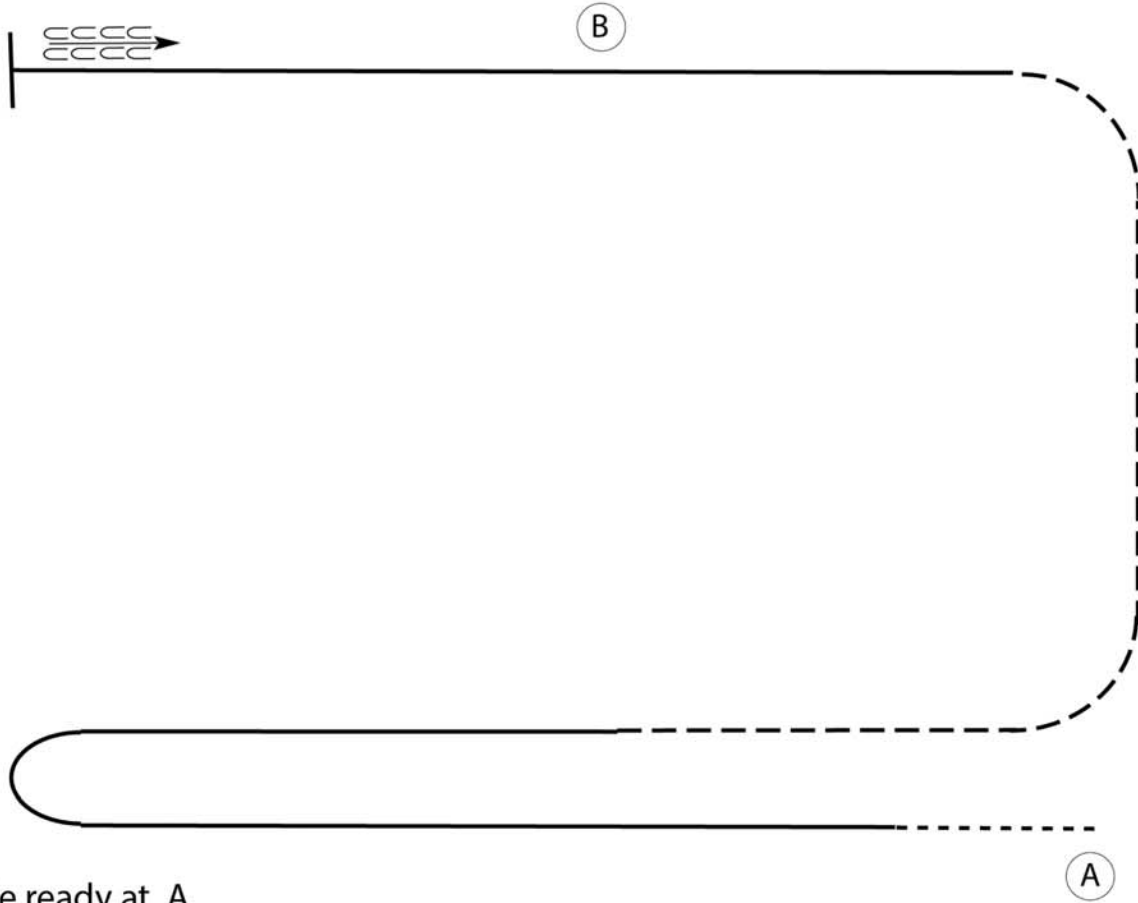
Be ready at A.

1. Walk FORWARD approximately two horse lengths.
2. Left diagonal trot in a tight loop.
3. Halfway to A, sitting trot until even with A.
4. Right diagonal trot straight and around corner..
5. At B, halt and back approximately 5 steps.

Pattern is complete. Trot to exit.



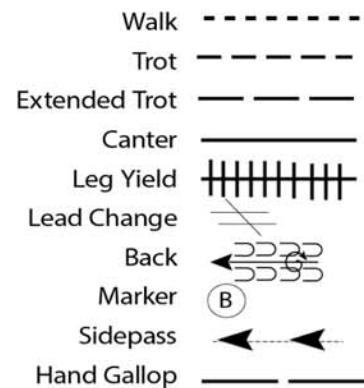
[HSE/WT-119]

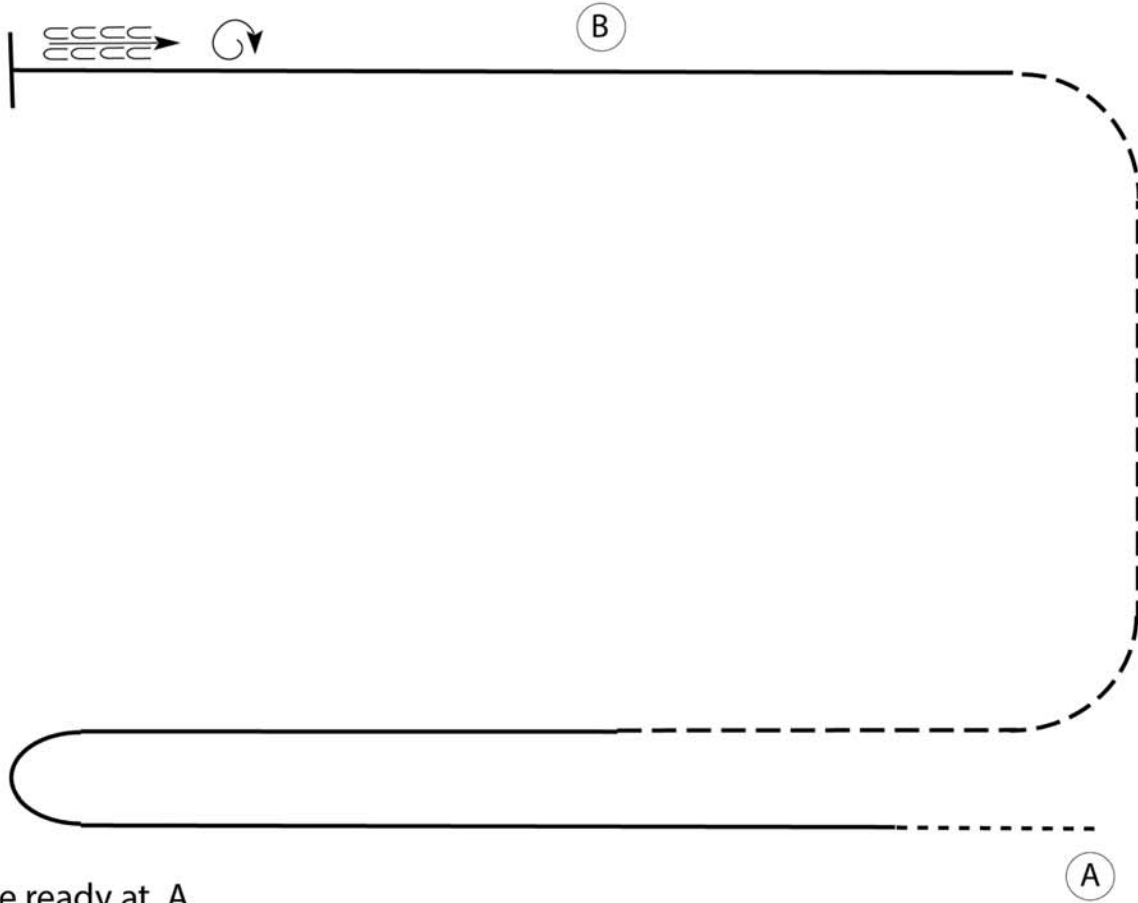


Be ready at A.

1. Walk FORWARD approximately two horse lengths.
2. Right lead canter in a tight loop.
3. Sitting trot until even with A.
4. Right diagonal trot straight and around corner.
5. Left lead canter.
6. Halt and back approximately 5 steps.

Pattern is complete. Trot to exit.





Be ready at A.

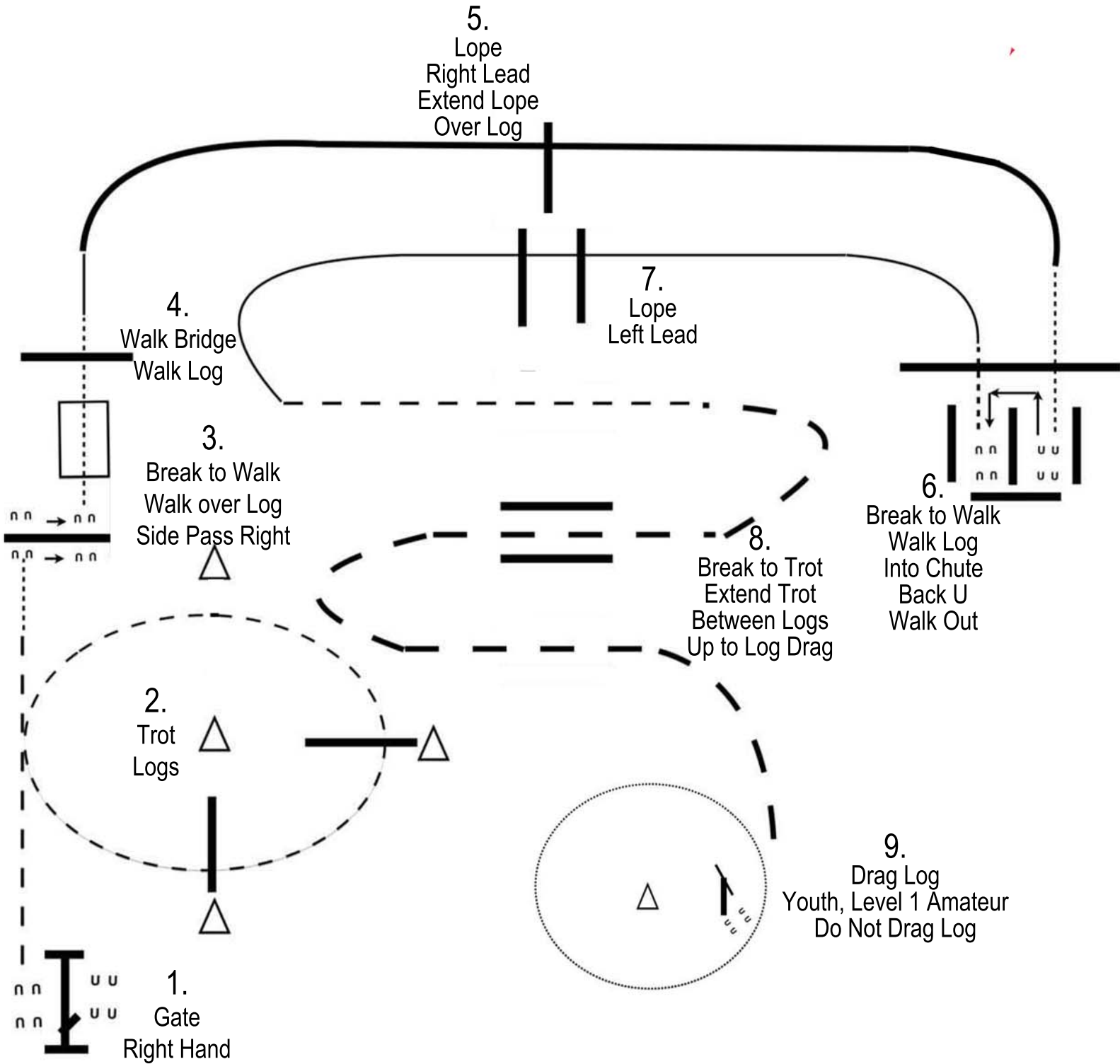
1. Walk FORWARD approximately two horse lengths.
 2. Right lead canter in a tight loop.
 3. Sitting trot until even with A.
 4. Right diagonal trot straight and around corner.
 5. Left lead canter.
 6. Halt and back approximately 5 steps.
 7. Perform a 180 degree turn on the forehand right to change direction.
- Pattern is complete. Trot to exit.

Walk	-----
Trot	- - - - -
Extended Trot	— — — —
Canter	—————
Leg Yield	
Lead Change	↙ ↘
Back	← ← ← ← ←
Marker	⊙ B
Sidepass	← — — — →
Hand Gallop	— — — —

[HSE/3-119]

Ranch Trail

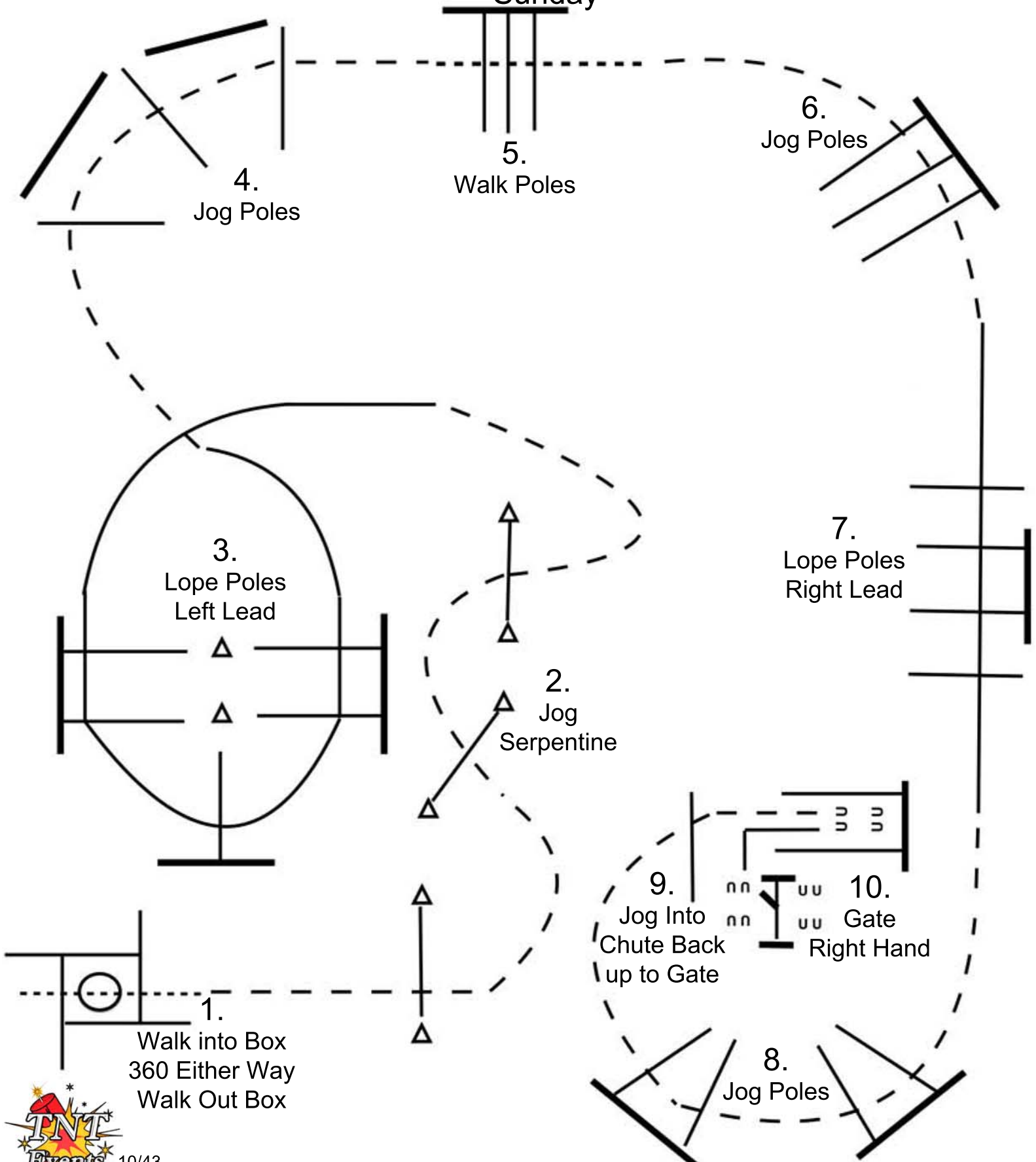
Saturday



Trail

All Breed, Level 1, Novice, Green, Rookie
Amateur, Select, Youth, Level 2, Level 3, Open
Small Fry, Walk Trot (Jog where Lope)

Sunday



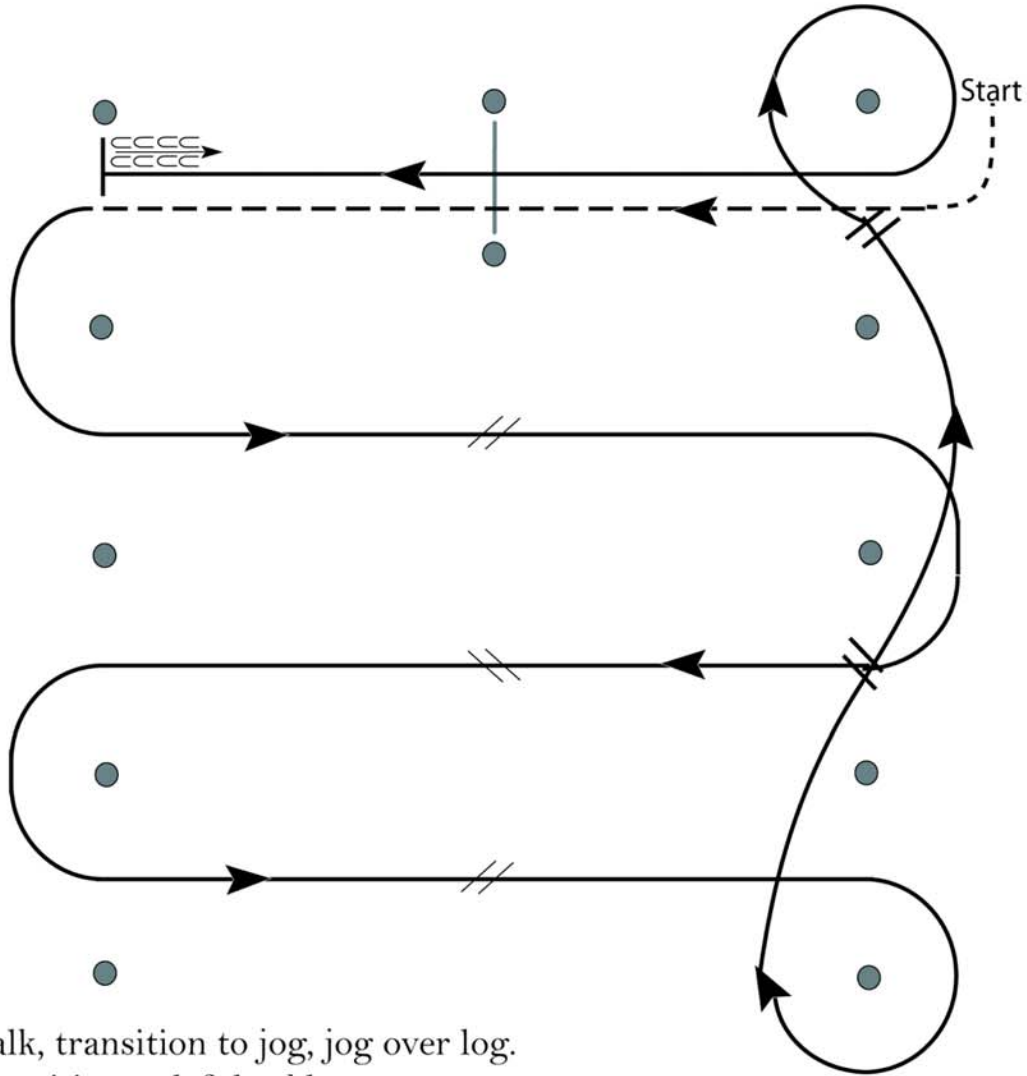


Western Riding

Level 1, Green, Novice
Sunday

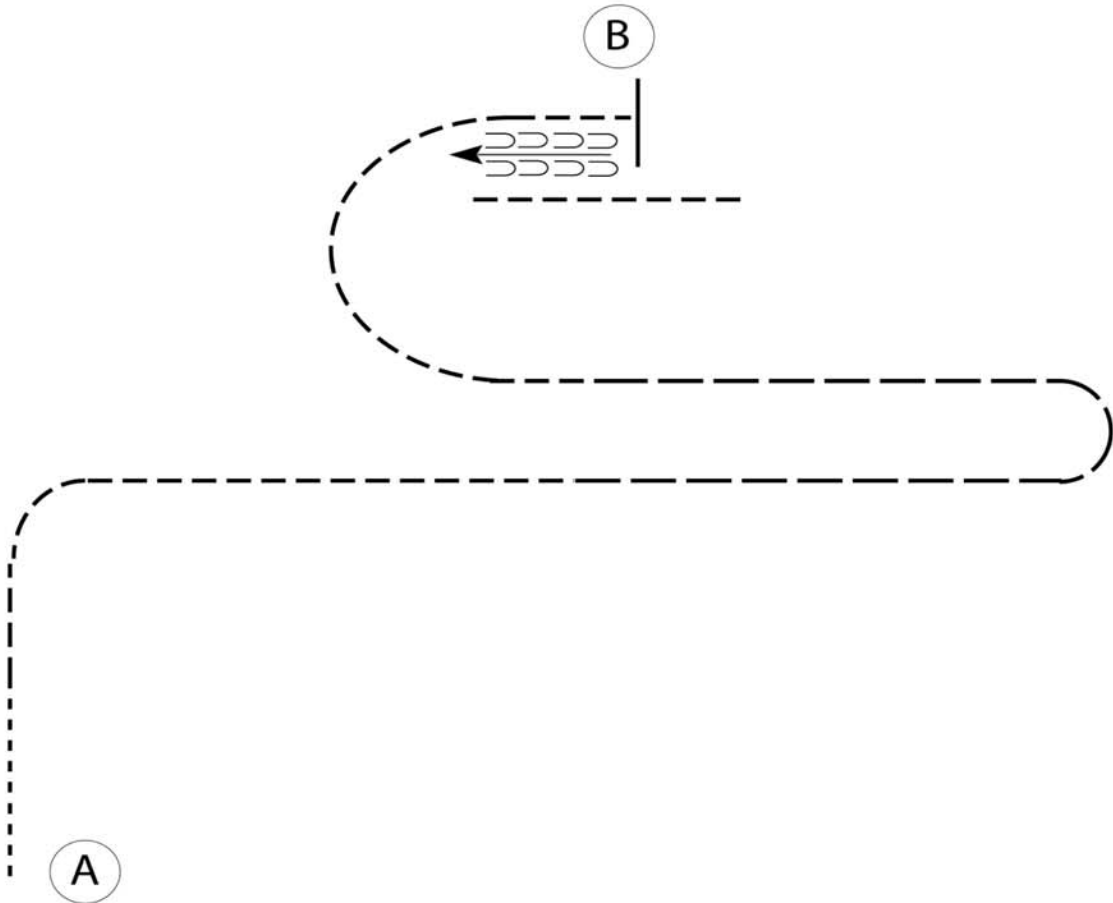
www.HorseShowPatterns.com

www.HorseShowPatterns.com



1. Walk, transition to jog, jog over log.
2. Transition to left lead lope.
3. First crossing change.
4. Second crossing change.
5. Third crossing change.
6. Circle and first line change.
7. Second line change and circle.
8. Lope log.
9. Stop and back.

[WR/GP-2]

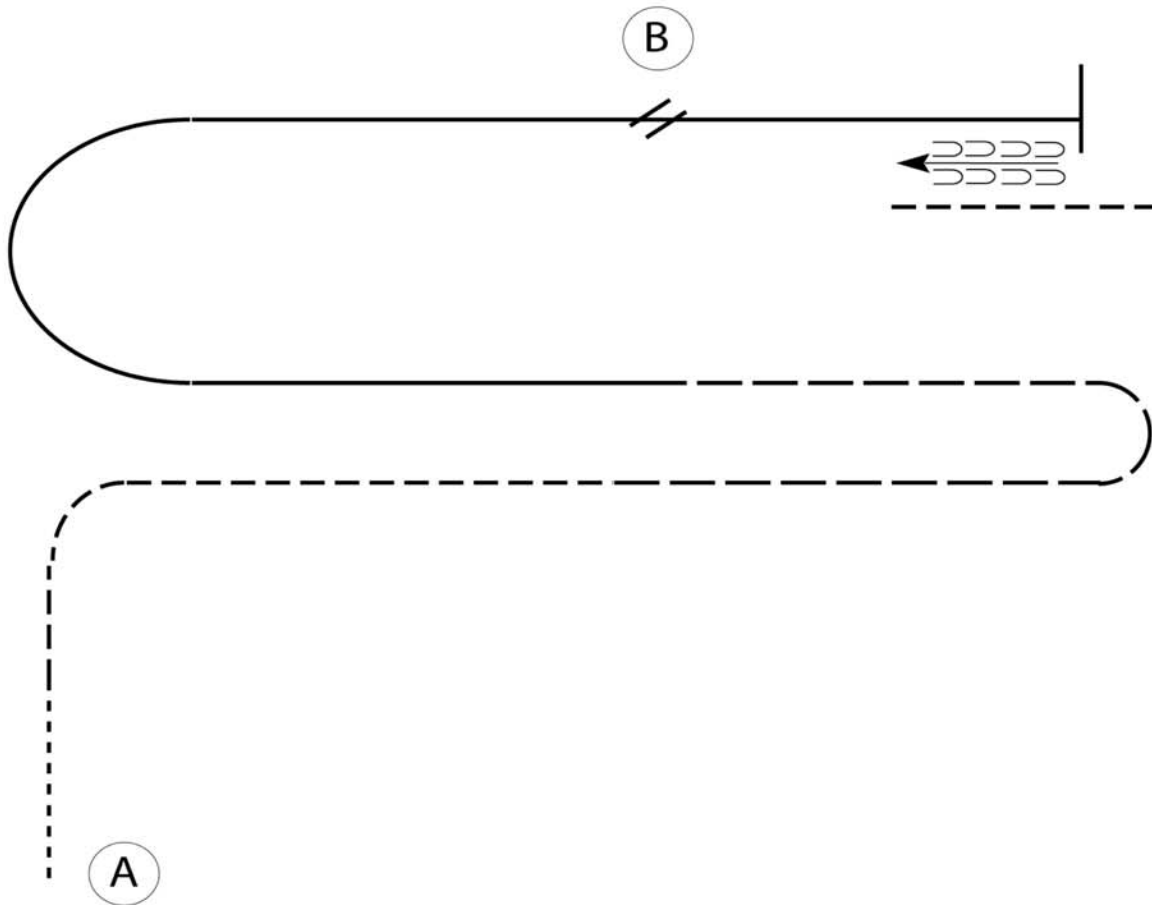


Be ready at A.

1. Walk approximately 2 horse lengths from A then jog a corner until even with B.
2. Extend the jog in a tight loop left until even with B.
3. When even with B, slow to a jog and jog a half circle.
4. Stop when even with B and back approximately 5 steps.

Pattern is complete, jog to exit.

Walk	-----
Jog	- - - - -
Extended Jog	— — — —
Lope	—————
Lead Change	
Back	
Marker	(B)

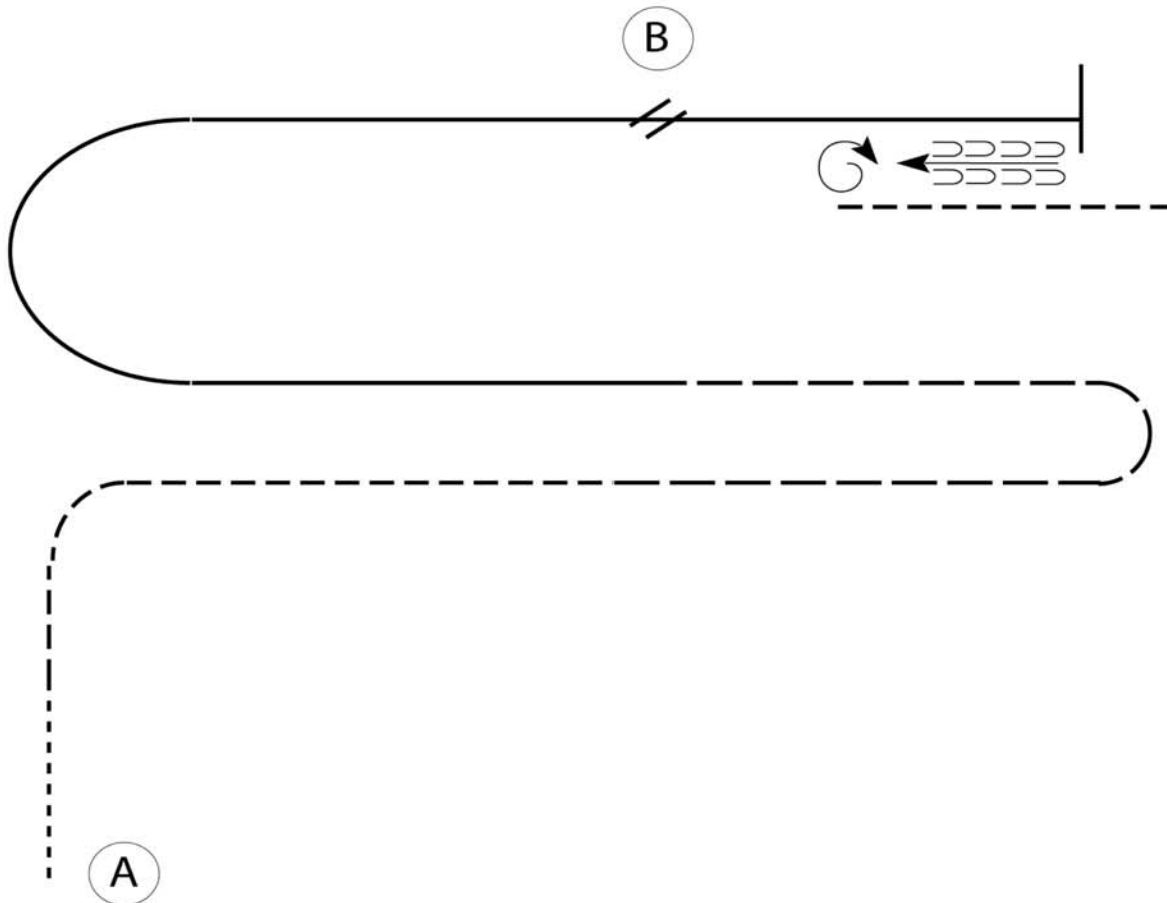


Be ready at A.

1. Walk approximately 2 horse lengths from A then jog a corner until even with B.
2. Extend the jog in a tight loop left until even with B.
3. Pick up the right lead in a right half circle until even with B.
4. Change leads.
5. Lope left lead.
6. Stop and back approximately 5 steps.

Pattern is complete, jog to exit.

Walk	-----
Jog	- - - - -
Extended Jog	— — — —
Lope	—————
Lead Change	
Back	
Marker	(B)



Be ready at A.

1. Walk approximately 2 horse lengths from A then jog a corner until even with B.
 2. Extend the jog in a tight loop left until even with B.
 3. Pick up the right lead in a right half circle until even with B.
 4. Change leads.
 5. Lope left lead.
 6. Stop and back approximately 5 steps.
 7. Perform a 360 left.
- Pattern is complete, jog to exit.

Walk	-----
Jog	- - - - -
Extended Jog	— — — —
Lope	—————
Lead Change	
Back	
Marker	(B)